



The RSS® Flüssigboden method according to RAL quality mark 507 (RAL-GZ 507)

A development of the Forschungsinstitut für Flüssigboden (Research Institute for Liquid Soil) FiFB – since 1998



Technical basics and planning opportunities

Information on the liquid soil method – as of 26.06.2019

What is RSS® Flüssigboden?

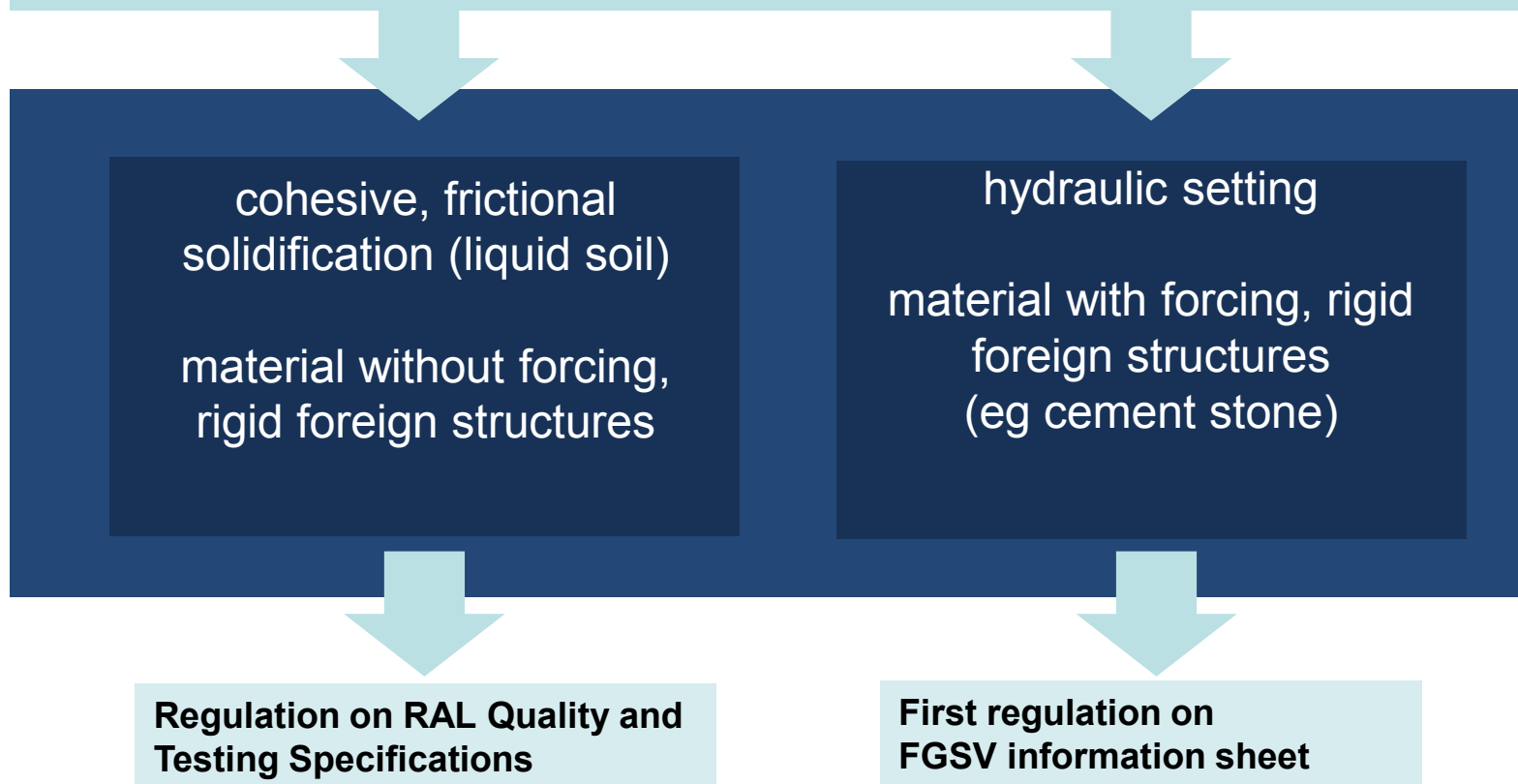
Basics

1. **A new method** for the preparation and use of **any excavated soil without the formation of foreign bodies** under the road, and for the first time suitable to obtain properties typical for soil.
2. **A backfill material** for various applications in the field of infrastructure and geotechnology.
3. **A development** of the research institute for liquid soil (FiFB), now in use for about 20 years.



RSS® Flüssigboden according to RAL-GZ 507, construction material group of TFSB (ZFSV)

Temporarily flowable, self-compacting backfill materials

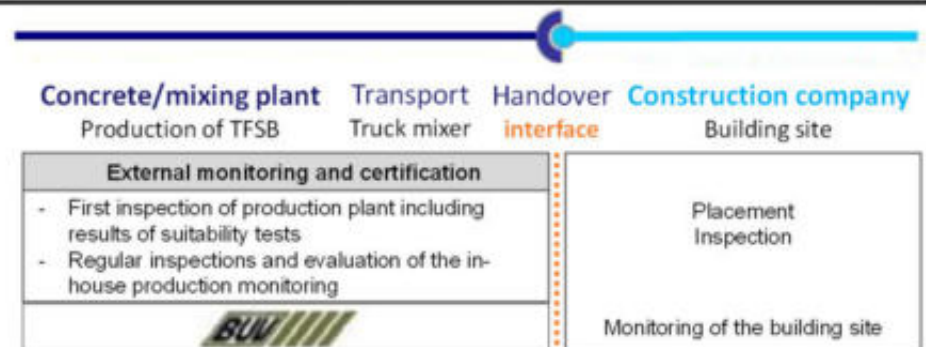
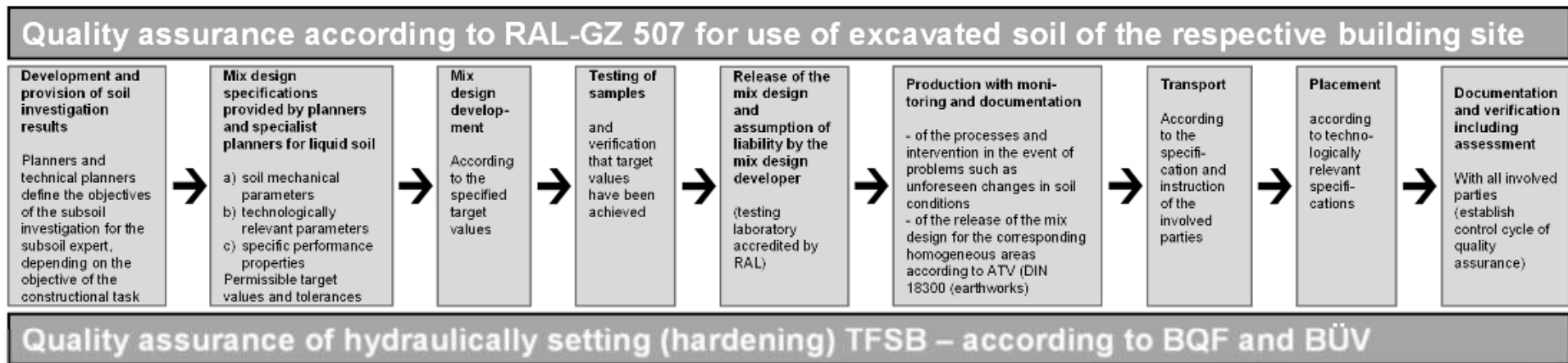


System of the temporarily flowable self-compacting backfill materials

Source: Wikipedia - Flüssigboden (German)

Differences between the two groups of TFSB

Differences between Flüssigboden according to RAL-GZ 507 and other TFSB from the quality assurance process with implementation of the requirements of the new ATV DIN 18300 for homogenous areas and the (German) Circular Economy Act (Kreislaufwirtschaftsgesetz, KrWG)



RSS® Flüssigboden according to RAL-GZ 507 provides us with three tools

Possibility to maintain important properties of the excavated soil

- In terms of construction physics its behaviour is similar to the surrounding soil
- Same load bearing capacity as surrounding soil
- Same consolidation behaviour as surrounding soil
- No different settlements
- Therefore no cracks in the road
- "Foreign bodies" in the ground are avoided

Possibility to adjust relevant properties

- Duration of resolidification
- Pumpability
- Buoyancy behaviour
- Retention capacity in corresponding placement situations
- Thixotropy and other rheological properties
- Stability against segregation etc.

Possibility of targeted modification of properties

- Elasticity behaviour
- Flexural and longitudinal tensile strength
- Shear strength
- Cohesion can be modified
- Adhesion can be controlled
- Vibration damping
- Density
- Water permeability
- Good relaxation properties as basis of permanent frictional forces
- Heat storage
- Heat dissipation
- Heat insulation
- Improved protection against corrosion
- Frost-thaw behaviour can be modified
- Resistance against suffosion
- Resistance against abrasion



What is RSS® Flüssigboden?



Development since 1998

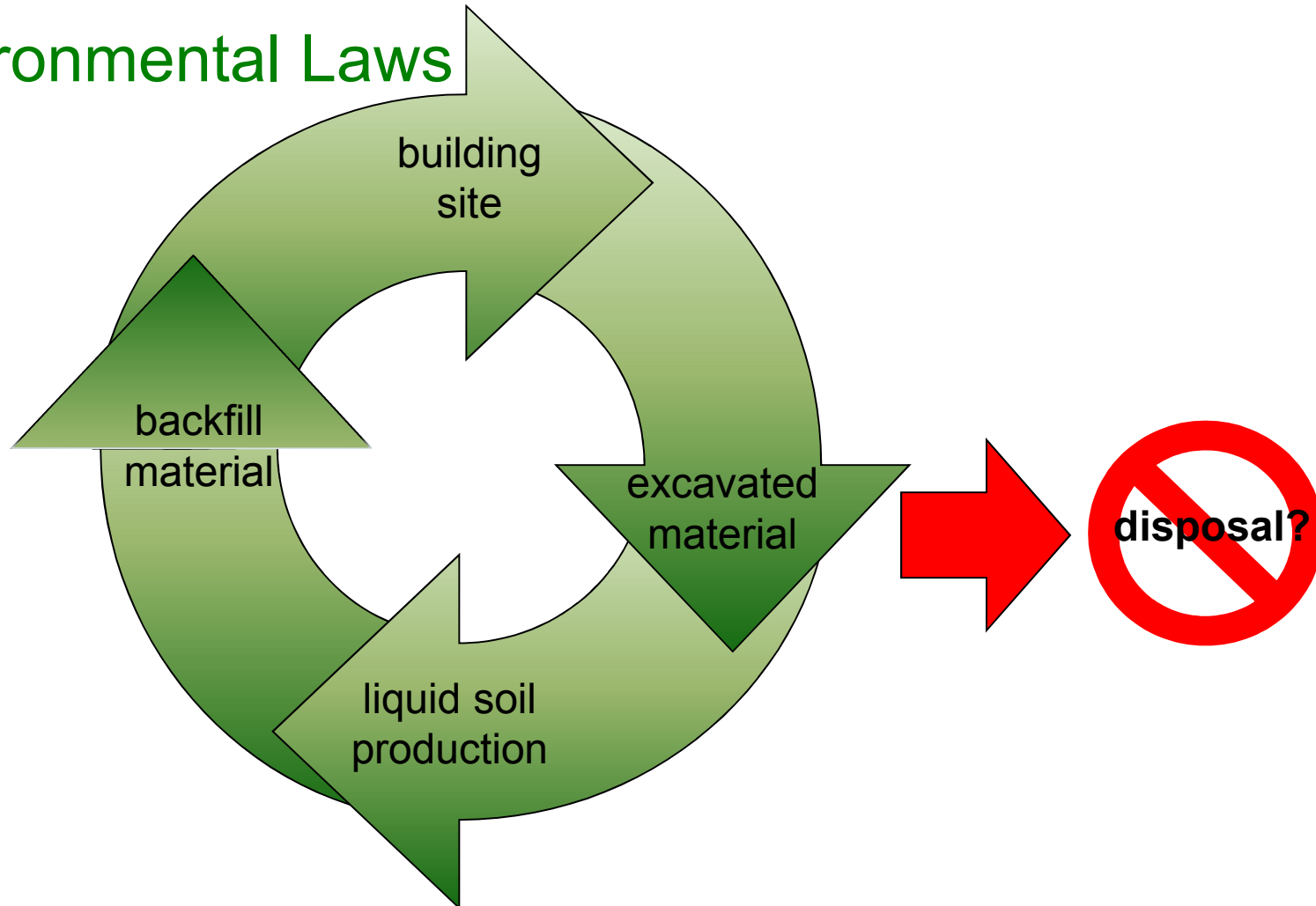


- developed by the Forschungsinstitut für Flüssigboden GmbH (FiFB) in the framework of more than 40 research and development projects to date with national and international partners, eg:
 - Siemens and practice partners – **thermally stabilizing liquid soil since 2004 resp. 2009**
 - RWTH, Aachen, Germany – **vibration damping, avoidance of pipe deformation since 2005**
 - FFI Fernwärme Forschungsinstitut, Hannover, Germany (district heating research institute) amongst other things – **district heating applications since 2006**
 - TU Dresden and other partners – **immobilisation since 2006 resp. 2008**
 - SP Technical Research Institute Sweden – **Application of liquid soil in winter since 2007**
 - City of Dortmund, Ruhr University Bochum, Office Stein – **combined conduits and liquid soil since 2007**
 - State Technical Petroleum University, Ufa - **winter construction and pipeline construction since 2009**
 - Regensburg University of applied sciences – **Basic research and other subjects since 2009**
 - EBA as a partner for the testing of railway applications – after 12 years – **used since 2013 with the required certificates of suitability**
and may other partners **and subjects**

Why RSS® Flüssigboden ?

Liquid Soil and Environmental Laws

Environmental Laws

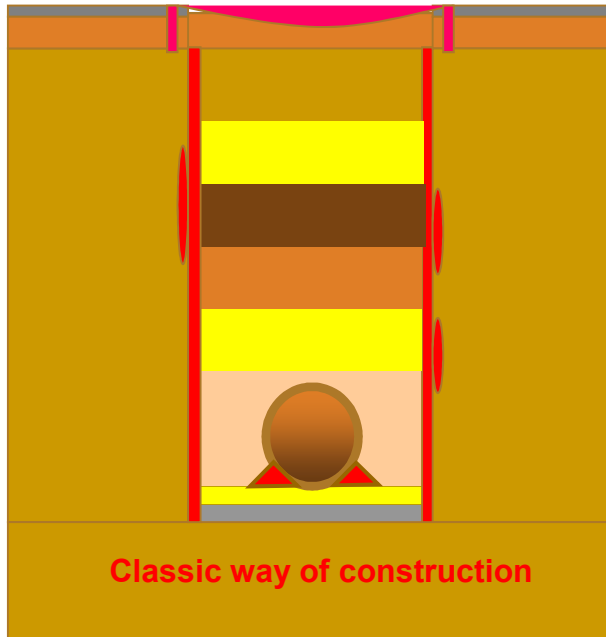


Protecting the environment and taking advantage of that!

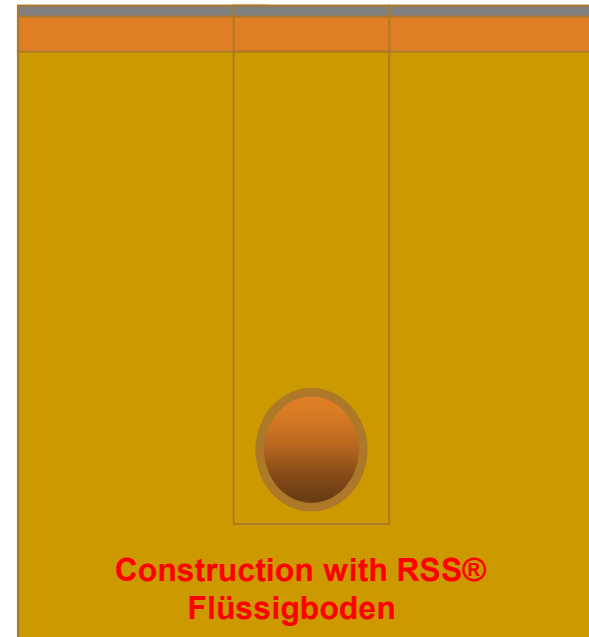
Why RSS® Flüssigboden ?

Liquid soil – underground grids and road construction

Possible for the first time – the preservation of soil-typical properties and their significance for the failure-free service life of roads and networks



backfill area with:
non-soil behaviour



backfill area with:
soil-like behaviour

see eg ZTVA 12 StB or damage analyses by
Zeller und Kottmann, Stuttgart, Germany



Why RSS® Flüssigboden ?

Liquid soil – safe problem solutions by means of technical planning

There are already more than 170 options available for solving structural tasks, some of them in completely new ways – technical planner assumes liability

- *Starting 22 years ago with sewer and pipeline construction*
- *Later also road, motorway, tunnel and railway construction applications*
- *Today with technologies for construction in and under water*
- *Hydraulic engineering, port construction, coastal protection, off shore tasks*
- *Building on unstable substrates, on slopes*
- *Civil engineering and special underground engineering up to landfill construction*
- *Slope stabilization, prevention of ground breakage, etc.*
- *Redevelopment of industrial brownfields and contaminated soils*
- *Excavation pits under complicated conditions, eg groundwater, limited space, etc.*
- *and many other applications – some examples are presented*



Why RSS® Flüssigboden ?

Liquid soil and urban planning

Opportunities for urban planning

Combined lines: an answer to the challenges of our time – application and effects on construction and follow-up costs

Angebot Untersuchung Innovativer Infrastruktur

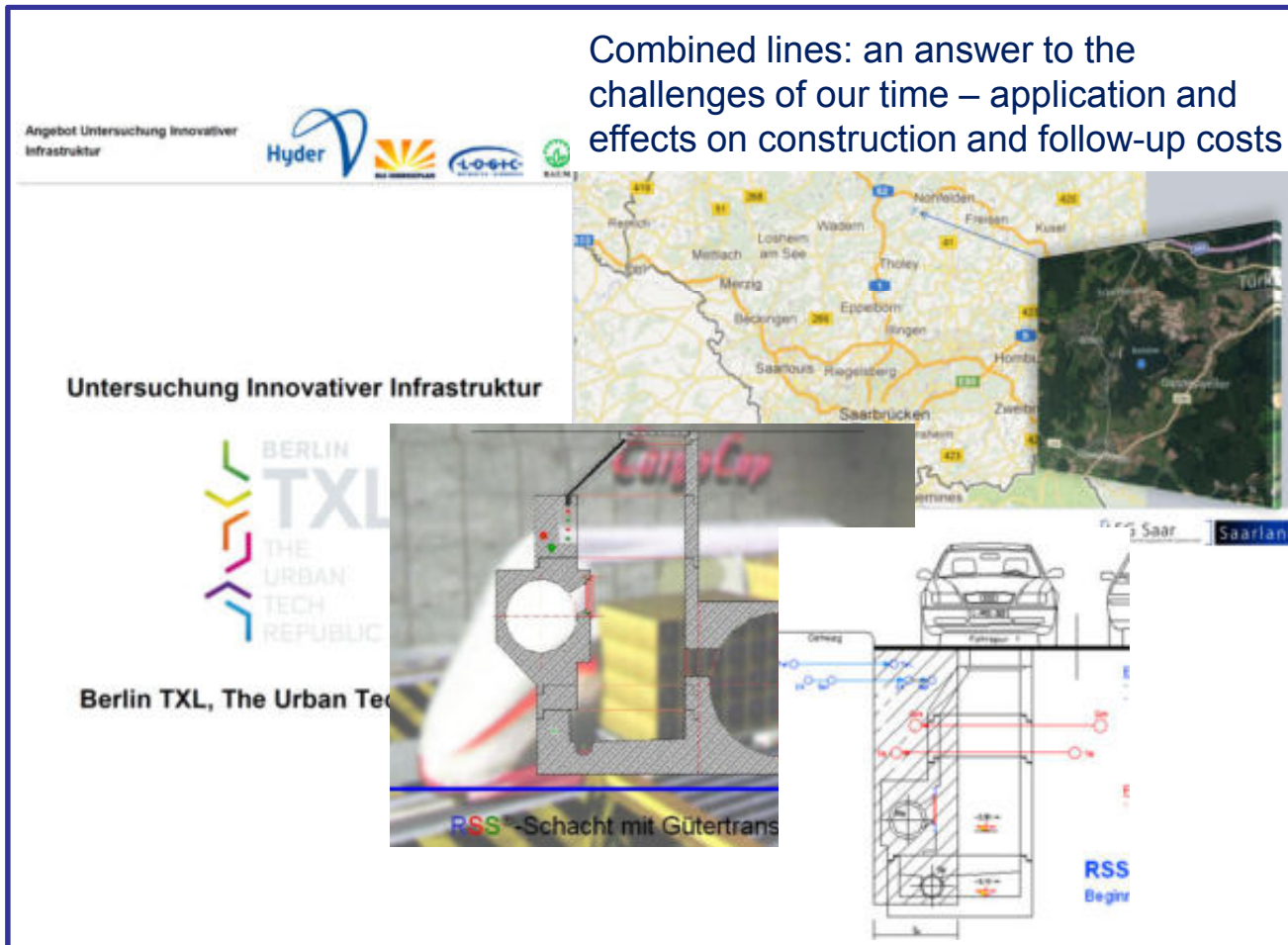
Hyder

Untersuchung Innovativer Infrastruktur

Berlin TXL, The Urban Tech Republic

RSS-Schacht mit Gütertrans

RSS Beginn



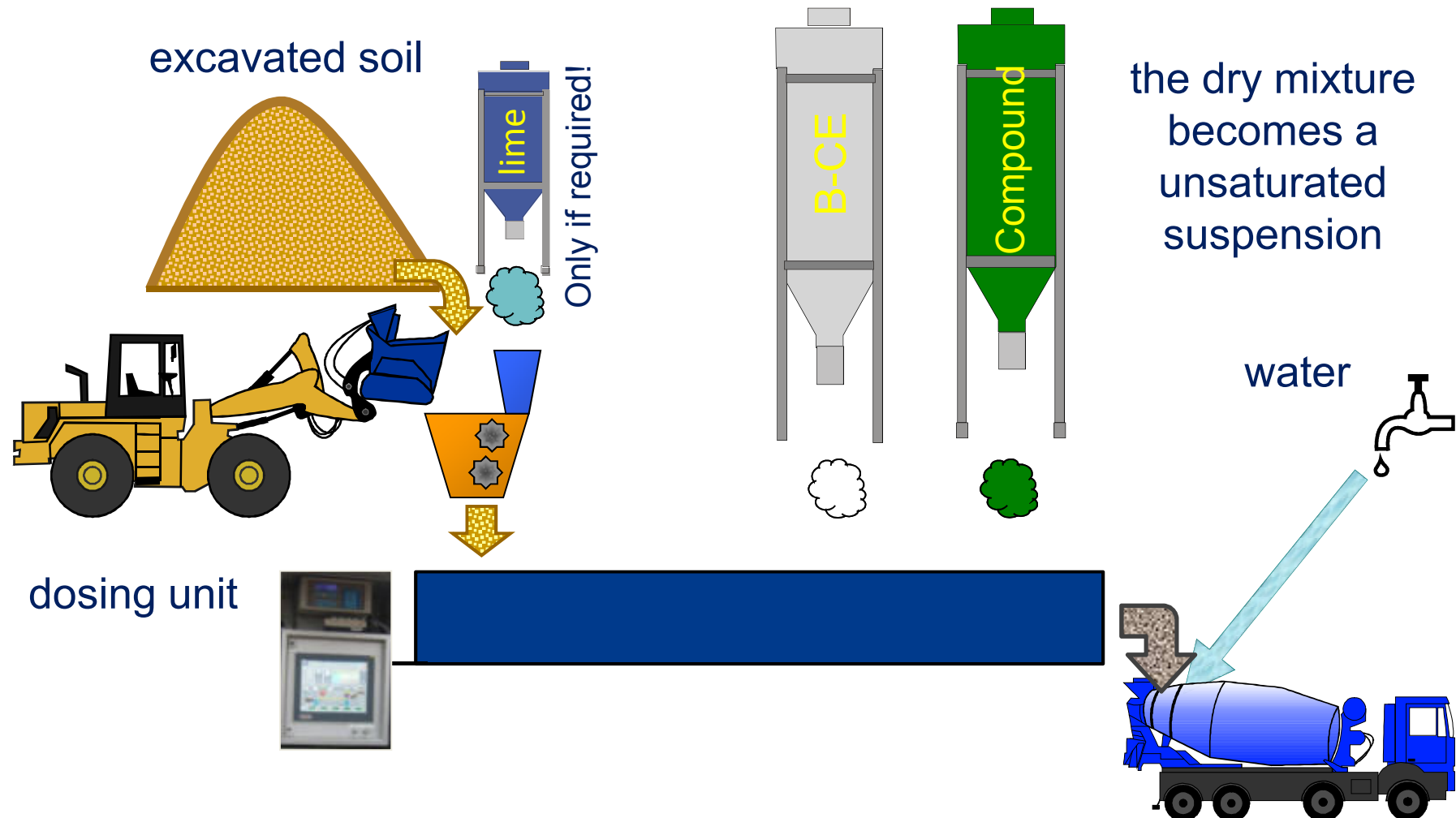
Urban planning:

Advising municipalities on the urban planning opportunities associated with the application of the liquid soil method, supplemented by flexible combined lines and intelligent concepts for construction, operation and maintenance.

eg space for new traffic solutions, flexibly adaptable networks and more will be possible for the first time

RSS® Flüssigboden according to RAL-GZ 507

Liquid soil production



Production equipment – compact unit



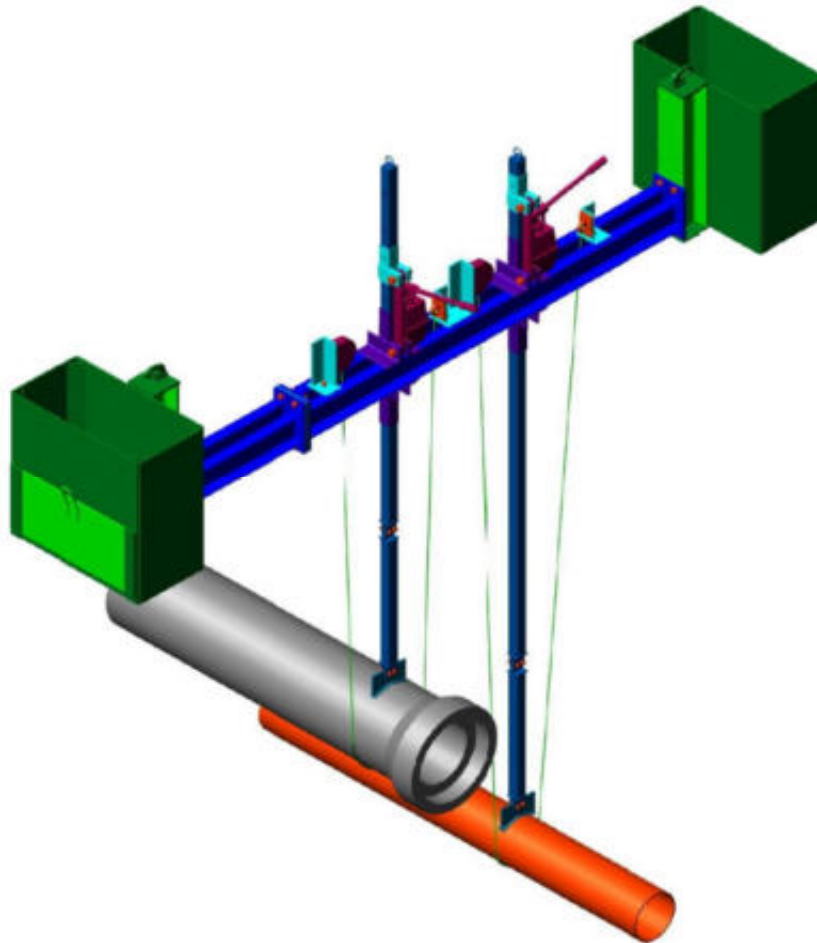
Source: -PROV- Produktions- und Vertriebsgesellschaft mbH – RSS Maschinentechnik

Production equipment – shovel separator



Source: -PROV- Produktions- und Vertriebsgesellschaft mbH – RSS Maschinentechnik

Placement equipment – Pipe laying aids anti-buoyancy and measurement devices



Source: -PROV- Produktions- und Vertriebsgesellschaft mbH – RSS Maschinentechnik

- a modern aid for economic working with RSS® Flüssigboden -

GW Stand ca. 2,50 m v. GOK

GW-Abseilung bis Rohrstutzen erforderlich

OK Straße $\pm 0,00$

OK Straßenebene -0,60


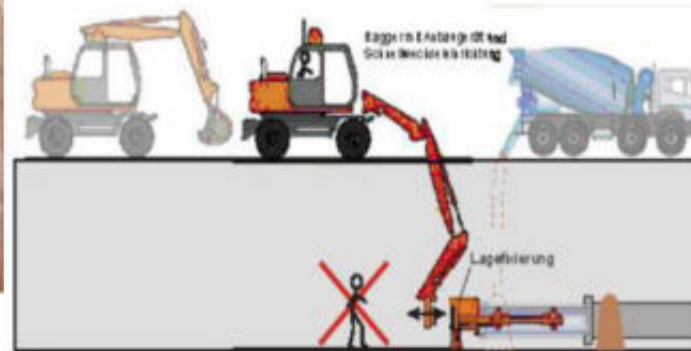
0,10 0,53 1,40 0,14 0,53 0,10

0,90 1,60 0,10



... and even more technical innovations

Pipe laying without workers in the trench – remote controlled from the excavator and with pipe laying aids:



New technical solutions with high efficiency and as a basis for high construction quality – here for building with new technologies


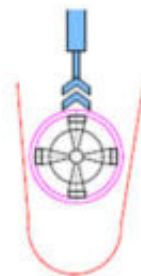
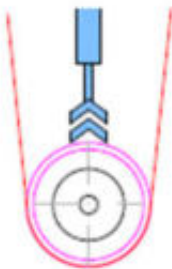
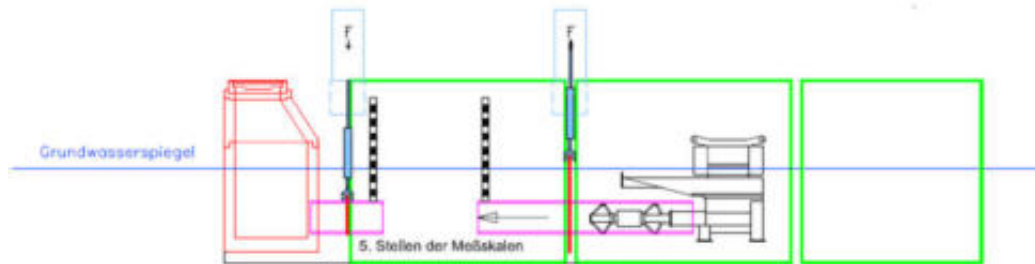
Source: -PROV- Produktions- und Vertriebsgesellschaft mbH – RSS Maschinentechnik

Placement equipment – Pipe laying manipulator as part of the system technology for constructions with RSS® Flüssigboden

- a modern aid for economic working with liquid soil -

Pipe laying in water (RSS PLM and RSS PLA)

schematic representation of a type solution with the **RSS pipe laying manipulator (PLM)** in combination with the **RSS pipe laying aid (PLA)**

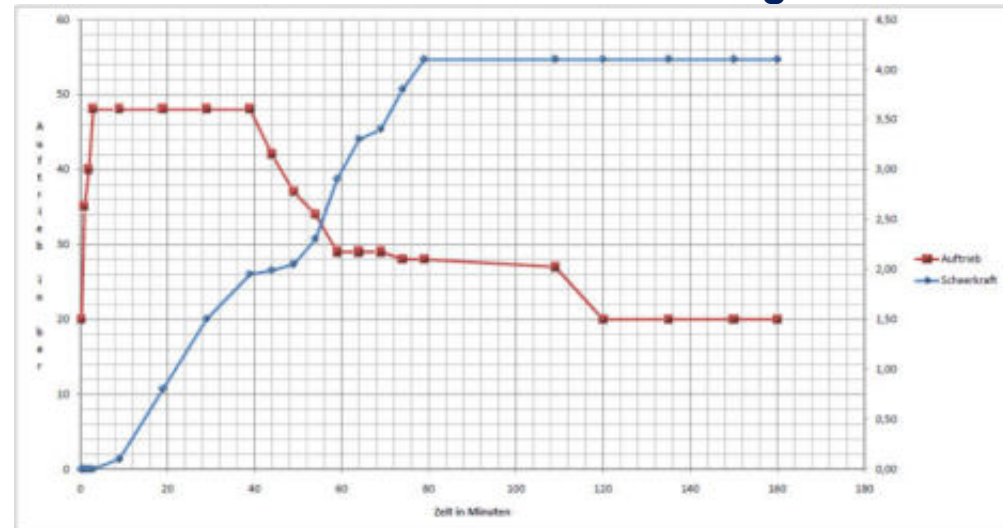


Alternative solutions with verification – here of the lining – task of the technical planner for RSS® Flüssigboden applications



alternative lining solutions are possible if one can secure their application:

eg when using liquid soil, it is possible apply a lining with slabs instead of a sheet pile wall (verification required – refixing, shearing force, etc.) – **after the removal of the lining, the liquid soil assumes the function of the lining.**



Source: Archive RSS® Flüssigboden building sites

Experiences with RSS® Flüssigboden

Possible applications of RSS® Flüssigboden according to RAL-GZ 507



Source: Archive RSS® Flüssigboden building sites

- Material, which does not shrink in placed conditions,
- enables a permanently good pipe bedding with a 180° bearing.
- Thus, load relief of the pipe and no settlements
- basis for a long operating life of the pipe without damages

Experiences with RSS® Flüssigboden

Possible applications of RSS® Flüssigboden
according to RAL-GZ 507 – Source soils of all kinds



"London Clay" as source material for liquid soil



Soil with a high content of humins as source material for liquid soil




Blue clay as source material for liquid soil

Reuse of all relevant soil types for the production of liquid soil as a possibility of fulfilling the legal environmental requirements

Source: Archive RSS® Flüssigboden building sites


Experiences with RSS® Flüssigboden

Possible applications of RSS® Flüssigboden according to RAL-GZ 507



New technologies, eg the floating laying in groundwater by means of specially adjusted liquid soil on the basis of a special verification and planning

Need for verifications to ensure usability, such as the verification of no shrinkage occurring permanently, and the necessary relaxation capacity of the applied liquid soil, as the basis for the permanent position stability of the pipe under static and dynamic loads.






Experiences with RSS® Flüssigboden



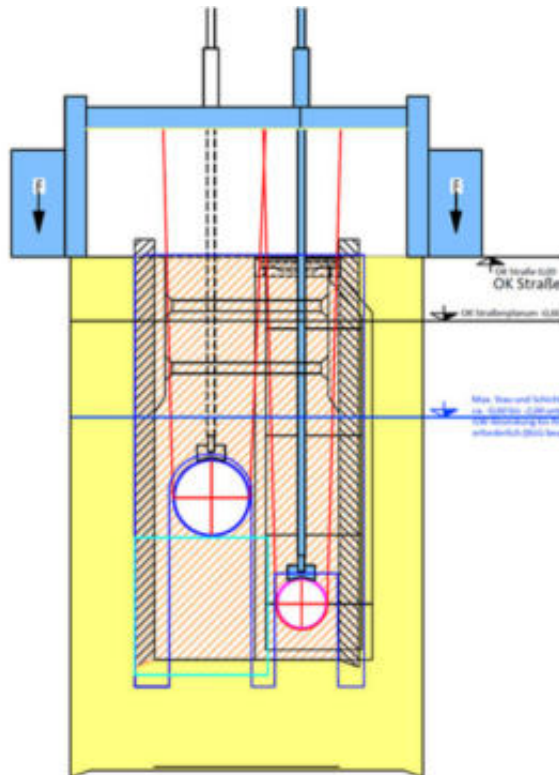
Possible applications of RSS® Flüssigboden according to RAL-GZ 507 – sewer construction under water



Experiences with RSS® Flüssigboden

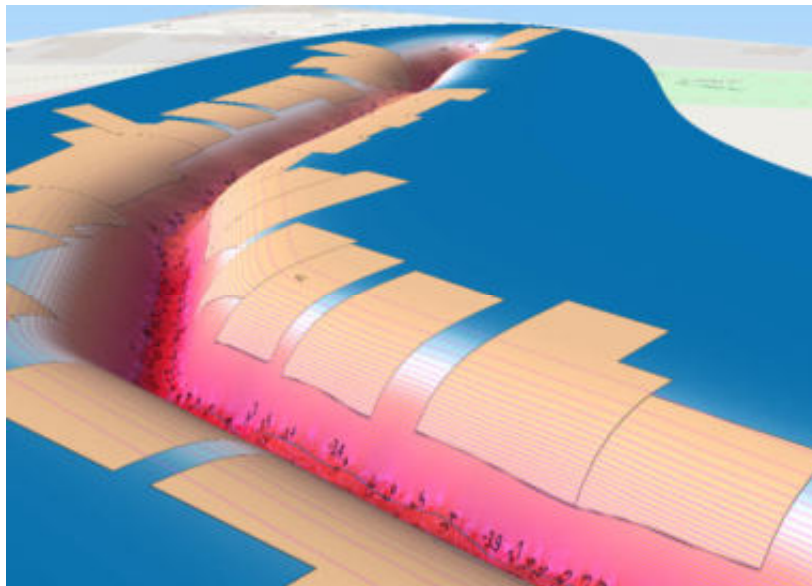
Possible applications of RSS® Flüssigboden according to RAL-GZ 507 – sewer construction under water

New technologies such as the so-called Dutch construction method in groundwater with very high water levels and/or many crossings in the area of groundwater impact and small nominal diameters of sewage pipes



Experiences with RSS® Flüssigboden

Comparison of conventional dewatering with the possibilities of the RSS® Flüssigboden method

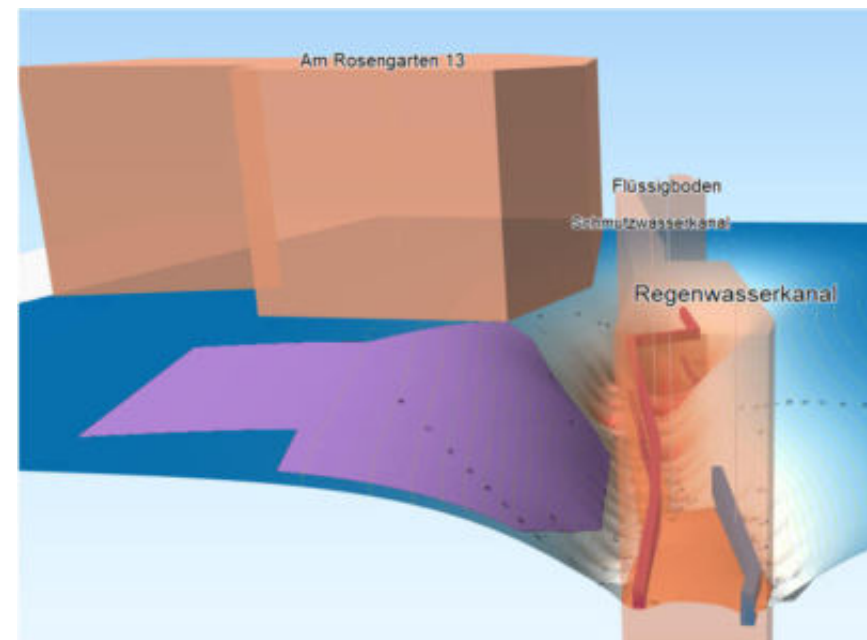


Lowering funnel for groundwater lowering by means of filter wells:

- Lowering of the groundwater level to 0.5 m below the bottom of the trench is necessary for conventional compaction
- Loss of incompressibility of the water-filled pore spaces of the ground under the buildings

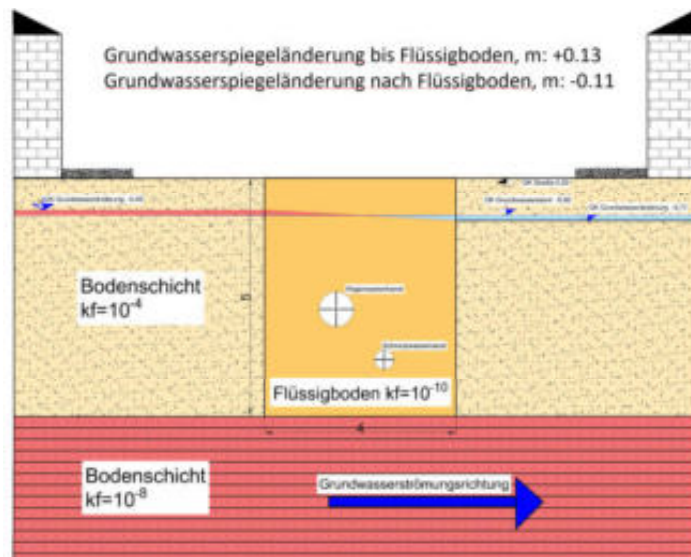
Loss of load-bearing capacity under buildings

- settlements occur under the buildings as a result of the groundwater lowering
- high costs due to groundwater lowering
- high risk of unplanned consequential damage
- high workload and long construction time



Experiences with RSS® Flüssigboden

Safeguarding the use of RSS® Flüssigboden when working below the groundwater level

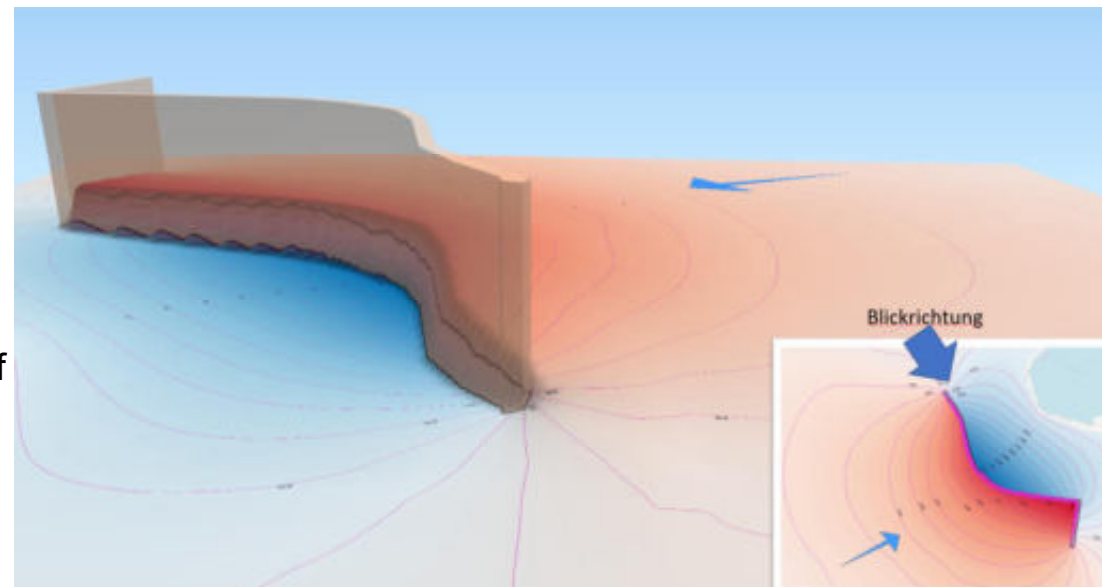


Alternative liquid soil construction method and results of the use of a hydrogeological model

- No loss of load-bearing capacity under the buildings, as no lowering of the groundwater level is required
- Costs of groundwater lowering do not arise
- No risk of unplanned consequential damages
- Reduced effort and shorter construction time

Results of hydrogeological modelling

- Quantifications of backwater as a result of different water permeabilities of the soil layers and the liquid soil
- Derivation and planning of the necessary measures to prevent backwater





Experiences with RSS® Flüssigboden



Possible applications of RSS® Flüssigboden according to RAL-GZ 507



Timed construction instead of long open trenches: targeted and technologically relevant properties of the liquid soil allow for quick, timed construction processes (Also suitable for ground cables in an adapted form!)

Source: Archive RSS® Flüssigboden building sites

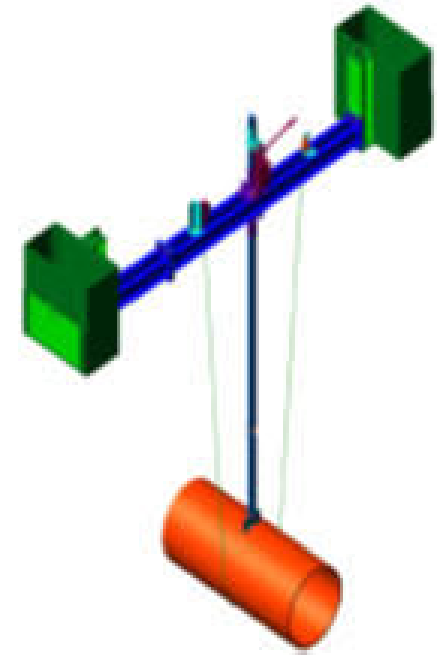


Experiences with RSS® Flüssigboden



Possible applications of RSS® Flüssigboden according to RAL-GZ 507

Combination of liquid soil here with suction dredger technology to ensure high construction performance even in the case of crossings and subterranean obstacles



Source: Archive RSS® Flüssigboden building sites

Experiences with RSS® Flüssigboden

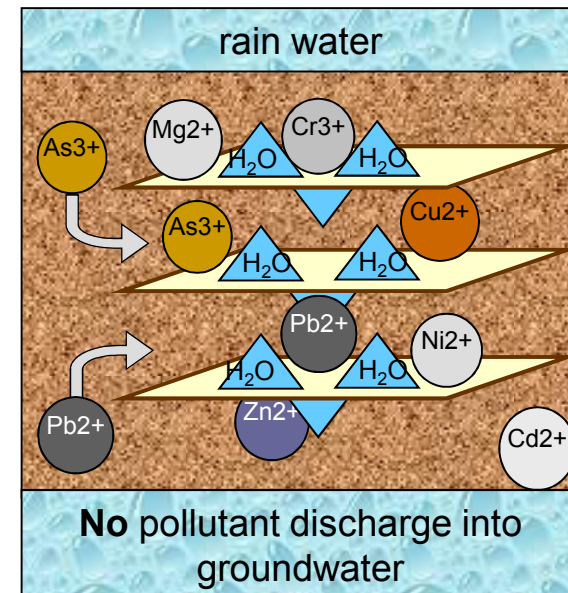
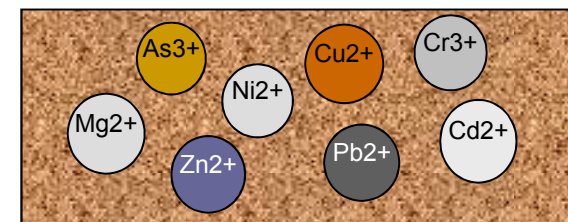
Possible applications of RSS® Flüssigboden according to RAL-GZ 507

Dealing with contaminated soils:

- Immobilisation of contaminated soils with different types of contaminations using the example of heavily contaminated sludge and slag
- here: Luxembourg – Arcelor/Mital Esch Belval



Source: Archive RSS® Flüssigboden building sites



Experiences with RSS® Flüssigboden

Possible applications of RSS® Flüssigboden according to RAL-GZ 507

Subsoil stabilisation and alternative foundation concepts:

- Production of stable grounds built on and made of conventionally unsuitable material



Source: Fa. Die Bau GmbH, building site Rheinfelden, Germany

Source: Archive RSS® Flüssigboden building sites – Offenburg, Germany


Experiences with RSS® Flüssigboden

Possible applications of RSS® Flüssigboden according to RAL-GZ 507

Control of technologically relevant properties:

- Backfilling of a high-pressure gas pipeline on a slope with liquid soil according to RAL-GZ 507
- Working at a slope of 40-45 degrees with pump – the material does not flow off
- Securing the abutment function
- Significant reduction of construction time

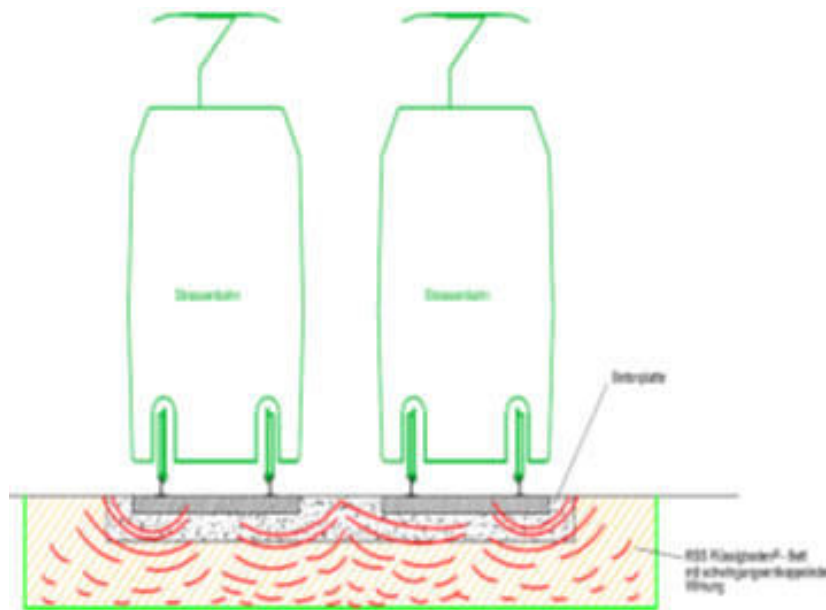
Source: Archive RSS®
Flüssigboden building sites





Experiences with RSS® Flüssigboden

Possible applications of RSS® Flüssigboden according to RAL-GZ 507



Vibration isolation and damping:

Protection of materials, buildings and people from the effects of dynamic loads eg from tramway construction

Experiences with RSS® Flüssigboden

Possible applications of RSS® Flüssigboden according to RAL-GZ 507



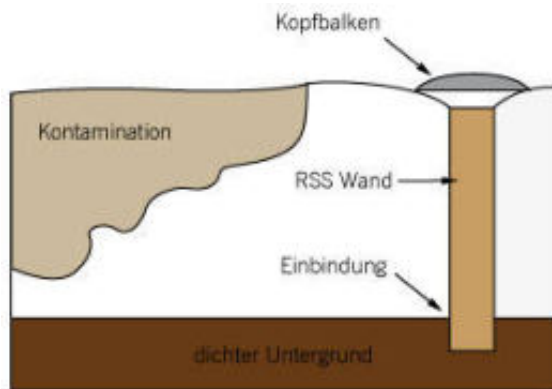
Applications in monument conservation:

eg protection of old, listed buildings against vibrations and water by the use of liquid soil

Source: Archive RSS® Flüssigboden building sites

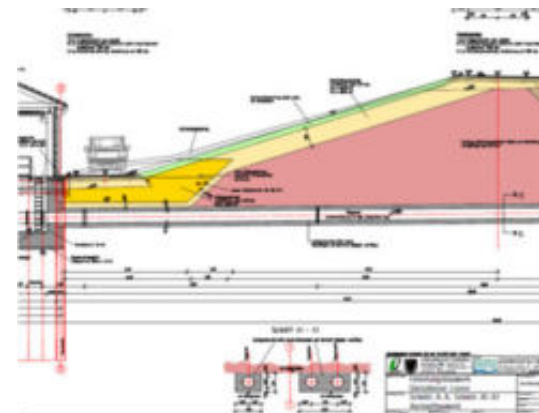
Experiences with RSS® Flüssigboden

Possible applications of RSS® Flüssigboden according to RAL-GZ 507



Applications in civil engineering:

- Construction of supporting walls and sealing walls
- Landfill construction, eg encapsulation of contaminated areas
- Core seals for dams,
- trough design etc.



Experiences with RSS® Flüssigboden

Airport construction with RSS® Flüssigboden according to RAL-GZ 507



Experiences with RSS® Flüssigboden

Airport construction with RSS® Flüssigboden according to RAL-GZ 507



Various applications at airports:

- Constructing on poorly load-bearing grounds
- Constructing in and under water
- Construction of support walls and sealing walls
- Vibration damping
- Re-use of the excavated soil without replacement and disposal outside the airport
- Reuse of contaminated soils, e.g. de-icing agents, kerosene, etc.




Experiences with RSS® Flüssigboden

Possible applications of RSS® Flüssigboden according to RAL-GZ 507



- **Sealing wall**
- **Core seal**

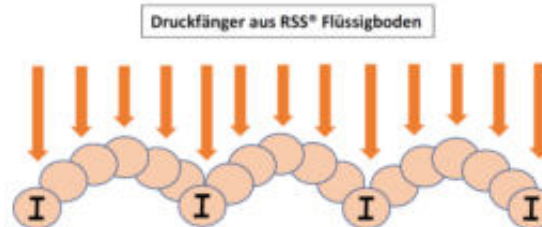
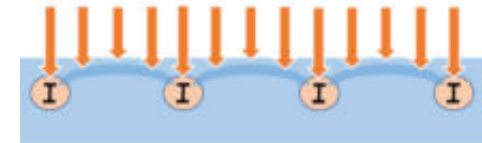


Experiences with RSS® Flüssigboden

Possible applications of RSS® Flüssigboden according to RAL-GZ 507



Overlapping bored pile walls with particularly high load bearing capacity with additional reinforcement and high relaxation



Experiences with RSS® Flüssigboden

Possible applications of RSS® Flüssigboden according to RAL-GZ 507



RSS® wall as a sealing excavation pit lining, supplemented by an also water-tight foundation slab made of liquid soil underneath the concrete slab – grouted anchors not become unnecessary



Experiences with RSS® Flüssigboden

Possible applications of RSS® Flüssigboden according to RAL-GZ 507



RSS® wall as sealing excavation pit lining, supplemented by a waterproof slab made of RSS® Flüssigboden, thus no need for tieback, waterproof sheet piling, and recovering any reinforcement

Experiences with RSS® Flüssigboden

Possible applications of RSS® Flüssigboden according to RAL-GZ 507



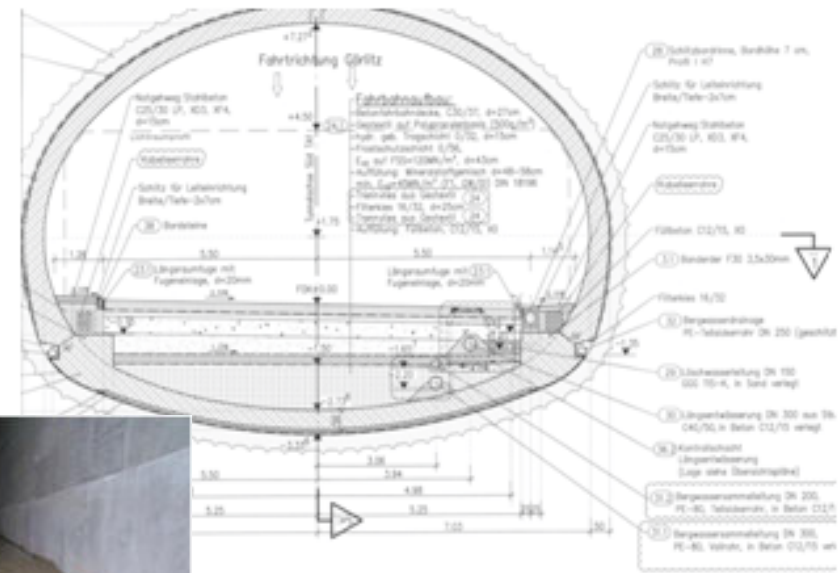
Source: Archive RSS® Flüssigboden building sites

Railway applications:

Use of liquid soil to achieve high load bearing capacity with simultaneously usable vibration decoupling and solubility

Applications in tunnelling:

- base layers
- backfilling of cavities
- relocating lines
- problems with water
- vibration decoupling
- etc.



Source: Archive RSS® Flüssigboden building sites



Experiences with RSS® Flüssigboden

Possible applications of RSS® Flüssigboden according to RAL-GZ 507



Road construction on "floating" slab made from RSS® Flüssigboden example project train station Offenburg, Germany



Experiences with RSS® Flüssigboden

Possible applications of RSS® Flüssigboden according to RAL-GZ 507

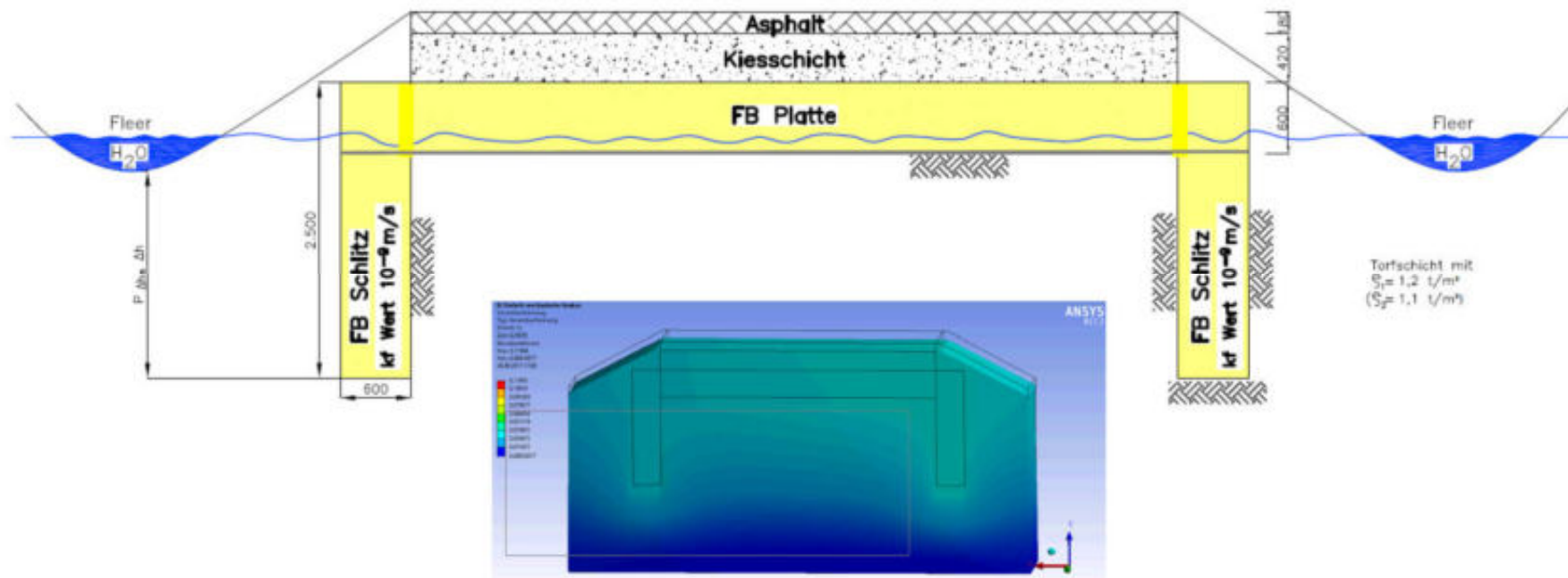
Road construction on soft plastic subsoils or mud



Experiences with RSS® Flüssigboden

Road construction with RSS® Flüssigboden according to RAL-GZ 507

Foundation slab laterally framed to minimise settlements via counter-pressure controllable by slot depth





Experiences with RSS® Flüssigboden

Road construction with RSS® Flüssigboden according to RAL-GZ 507

Protection of the existing buildings as well as of the installed pipes against dynamic loads from road traffic due to high absorption of vibrations by liquid soil – example: Project Barth, Germany

Darstellung der Geschwindigkeit aus den Versuchen am Messpunkt 2

Einzelwerte	f < 10 Hz		f ≈ 10...50 Hz		f ≈ 50...100 Hz	
Grenzwert	5 mm/s		5 ... 15 mm/s		15 ... 20 mm/s	
Messdatum	24.11.03	01.12.03	24.11.03	01.12.03	24.11.03	01.12.03
X-Achse	1,62 mm/s	0,04 mm/s	5,23 mm/s	0,15 mm/s	1,41 mm/s	0,14 mm/s
Y-Achse	1,50 mm/s	0,09 mm/s	4,80 mm/s	1,02 mm/s	1,82 mm/s	0,47 mm/s
Z-Achse	1,58 mm/s	0,05 mm/s	7,21 mm/s	1,07 mm/s	2,31 mm/s	0,26 mm/s
Maximalwert auf Achse:	X	Y	Z	Z	Y	Y
mit Wert	1,62 mm/s	0,09 mm/s	7,21 mm/s	1,07 mm/s	2,31 mm/s	0,47 mm/s
Abstand zum Erreger	2,0 m	2,0 m	2,0 m	2,0 m	2,0 m	2,0 m

Messung am 24.11.03 ohne eingeordneten Flüssigboden
 Messung am 01.12.03 mit eingeordneten Flüssigboden



Source: Archive RSS® Flüssigboden building sites



Experiences with RSS® Flüssigboden

Road construction with RSS® Flüssigboden according to RAL-GZ 507

Source: Archive RSS® Flüssigboden building sites

Slope protection with liquid soil – front side subject to pressure lateral surfaces transfer load via frictional forces





Experiences with RSS® Flüssigboden

Road construction with RSS® Flüssigboden according to RAL-GZ 507

Liquid soil as a load-distributing layer under motorways, tramways, etc.

Source: Archive RSS® Flüssigboden building sites



Motorway construction Luxembourg – France



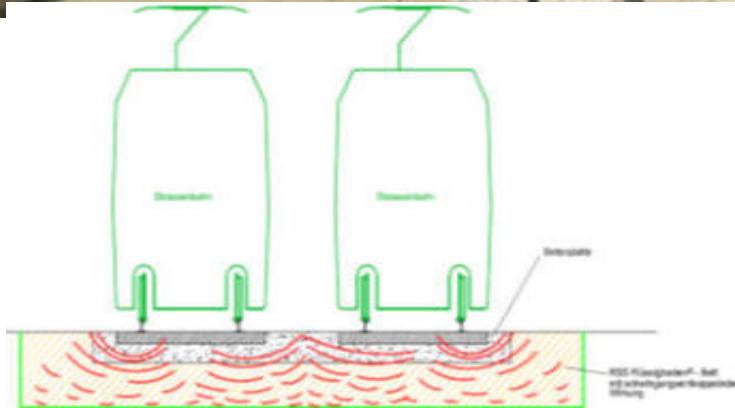
Experiences with RSS® Flüssigboden

Road construction with RSS® Flüssigboden according to RAL-GZ 507

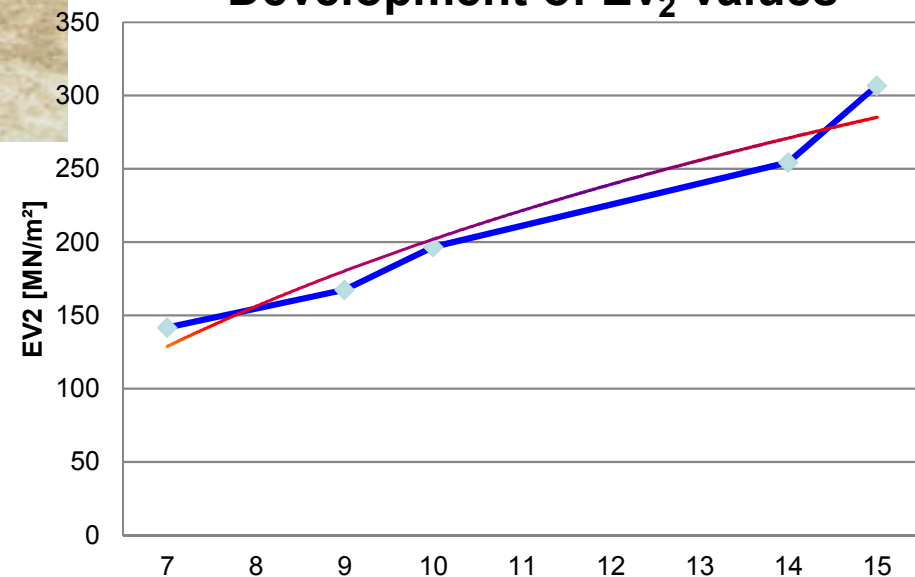
Source: Archive RSS® Flüssigboden building sites



Example of a foundation slab made of RSS Flüssigboden under a city railway track in Stuttgart, Germany



Development of E_{v2} values



Constructions of dams, dykes, water engineering

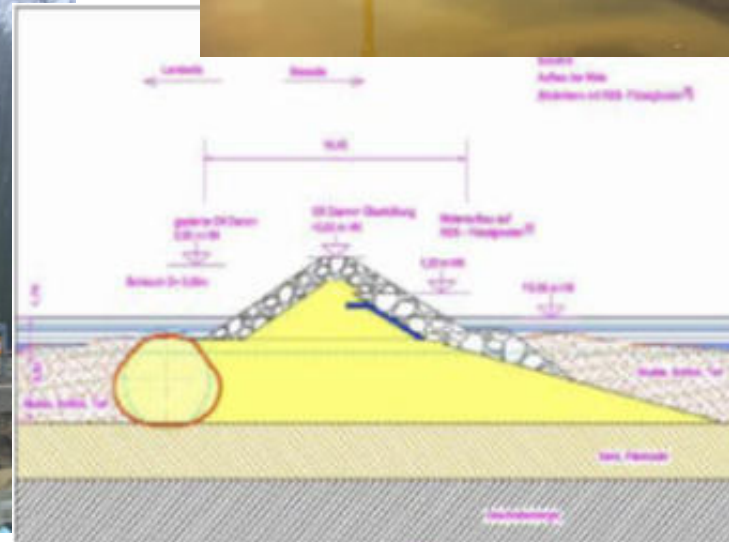
- Construction of dams, slopes, and dykes, as well as stabilisation and renewal of existing structures in the field of coastal and flood protection
- Here: Oder dykes and dyke wall in Bavaria, Germany



Source: Archive RSS® Flüssigboden
building sites



Source: Archive RSS® Flüssigboden
building sites



Experiences with RSS® Flüssigboden

Avoiding base failure/ground heave with RSS® Flüssigboden according to RAL-GZ 507

Water engineering / harbour facilities

- Backfilling of scourings behind sheet piling
- Vibration damping and thus the prevention of base failure as a result of dynamic loads eg through propellers or traction pull
- Backfilling in and under water independently whether fresh or salt water
- Prevention of damage in the subsoil as a result of "false" backfilling, which are caused by different densities in the case of energy input
- Re-stabilisation of old walls

Source: Archive RSS® Flüssigboden building sites

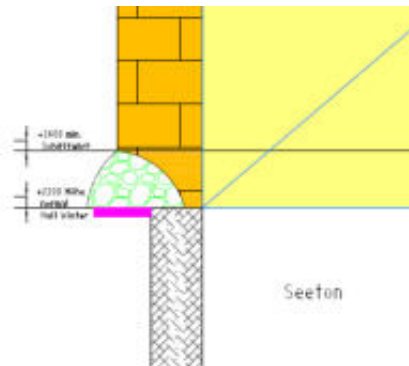



Experiences with RSS® Flüssigboden

Solving static problems with RSS®


Flüssigboden according to RAL-GZ 507

Source: Archive RSS® Flüssigboden
building sites



Renovation of an old harbour wall

- Restoration of historical buildings in and under water
- Restoration of historical buildings in and under water
- Application of a solution which allows to statically determine the results of the restoration
- Active protection against subsidence and base failure through the restoration solution



Experiences with RSS® Flüssigboden

Culvert construction in running water with RSS® Flüssigboden according to RAL-GZ 507

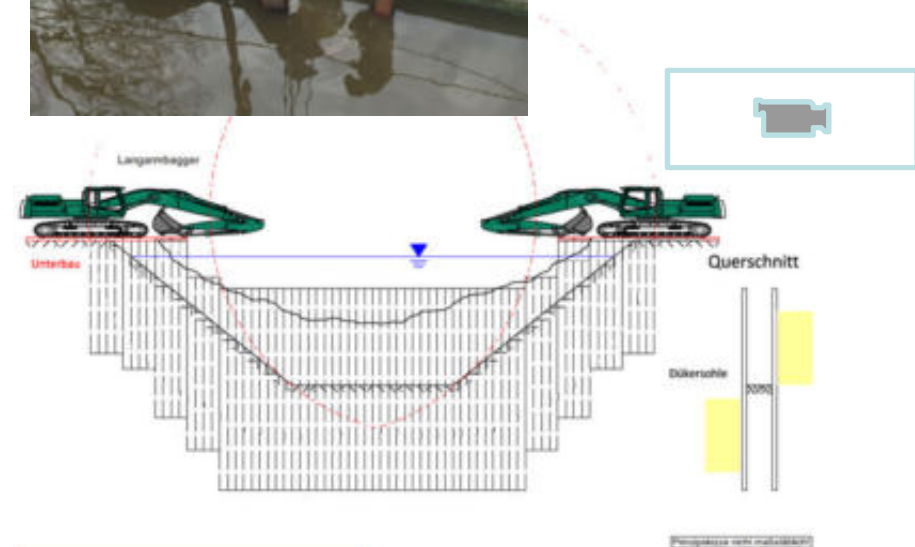
Culvert construction in running waters

- Costs and construction time-saving construction of culverts in rivers without impoundments or bypass solutions
- No external abutments and supports required
- Use of the so-called "floating laying"

Source: Archive RSS® Flüssigboden building sites



Source: Archive RSS® Flüssigboden building sites



Experiences with RSS® Flüssigboden

Possible applications of RSS® Flüssigboden according to RAL-GZ 507 for supply lines

Medium	Problem	Solution
High and ultra-high voltage	<ul style="list-style-type: none"> Electric cables submit heat to the environment 	<ul style="list-style-type: none"> Targeted optimisation of thermal conductivity with the aim of higher transmission capacities and longer lifetime
District heating pipes	<ul style="list-style-type: none"> They need frictional forces with defined upper and lower limits 	<ul style="list-style-type: none"> Targeted adjustment of the friction forces via the optimisation of the relaxation
Gas pipes	<ul style="list-style-type: none"> Longitudinal flow of gas 	<ul style="list-style-type: none"> Creation of increased adhesion
Drinking water	<ul style="list-style-type: none"> Warming due to climate change 	<ul style="list-style-type: none"> Possibility to produce liquid soil with insulating properties
Fibre optic cables (FOC) etc.	<ul style="list-style-type: none"> Position in the area of frost penetration depth 	<ul style="list-style-type: none"> Choice of a suitable mix design and its constituents

Complex conduits as a result of the energy transition:

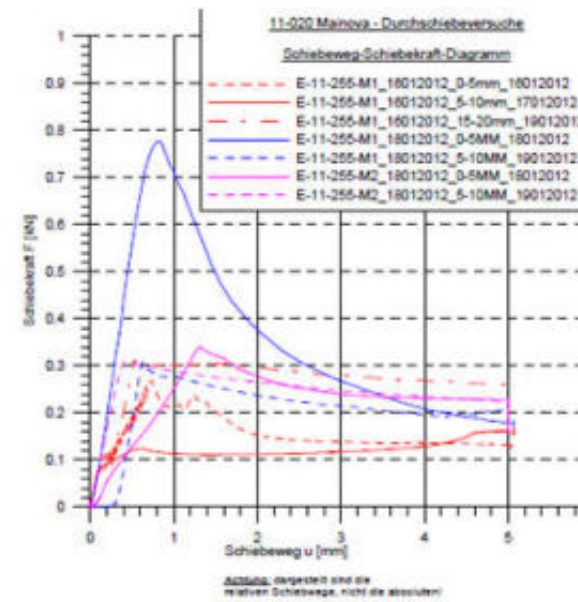
Advantages for municipalities or waste water companies: Applications for municipal supply and disposal companies in the fields of all supply lines like gas, drinking water, to high voltage lines, FOC or district heating, but also rain and waste water

Experiences with RSS® Flüssigboden

District heating

Quality assurance and verification

Source: Archive RSS® Flüssigboden building sites

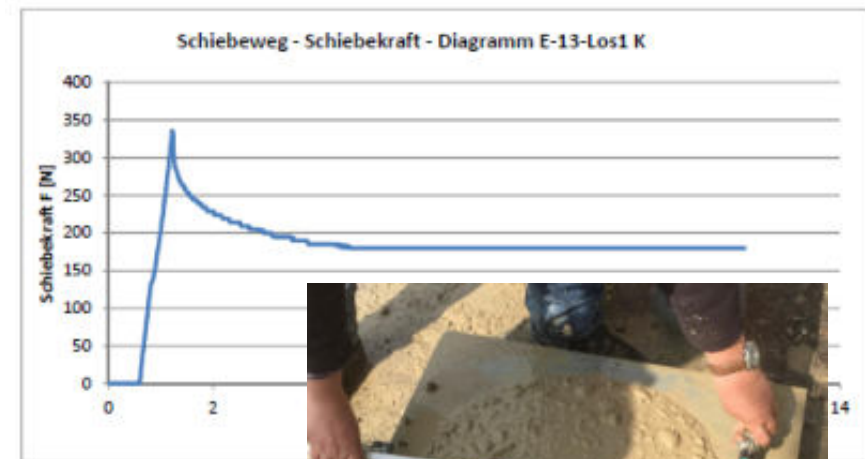


Durable friction forces with a defined upper and lower limit on the district heating pipe – basis for a long lifetime of the pipe without any damages – Berlin, Unter den Linden, plastic sheath pipe DN 400

Experiences with RSS® Flüssigboden

District cooling

Quality assurance and verification



Durable friction forces with a defined lower limit on the district cooling pipe – basis for a long lifetime of the pipe without any damages – combined with good waterproofness and low thermal conductivity – Munich, Zschokkestraße – DN 500

Experiences with RSS® Flüssigboden

Gas pipes and pipeline construction

Source: Archive RSS® Flüssigboden building sites



- Relaxation properties prevent longitudinal flow of gas
- Improved corrosion protection
- Minimizes or prevents Joule–Thomson effect
- Chemical resistance of the odorants to the search for leakages
- precise search for leakages possible, since no longitudinal flow of the gas
- new technologies in pipeline construction are possible
- Alternative solutions to technical problems, eg culverts possible
- Construction in winter at low temperatures possible
- Abutment functions can be adopted by defined adjustable frictional forces

(see R & D activities and project experience based on tests with RSS® Flüssigboden)

Experiences with RSS® Flüssigboden

Construction of high and ultra-high voltage lines



Source: Archive RSS® Flüssigboden building sites

• Consequences of the energy revolution

- Construction of new high-voltage lines with good heat dissipation (here Frankfurt Kelsterbach, Germany, with 380–420 kV) with thermally stabilizing Flüssigboden TS
- Avoiding a reduced power transmission performance even in warm seasons
- Avoid problems with local residents and farmers
- Reduction of costs
- Reduction of construction time
- High environmental acceptability



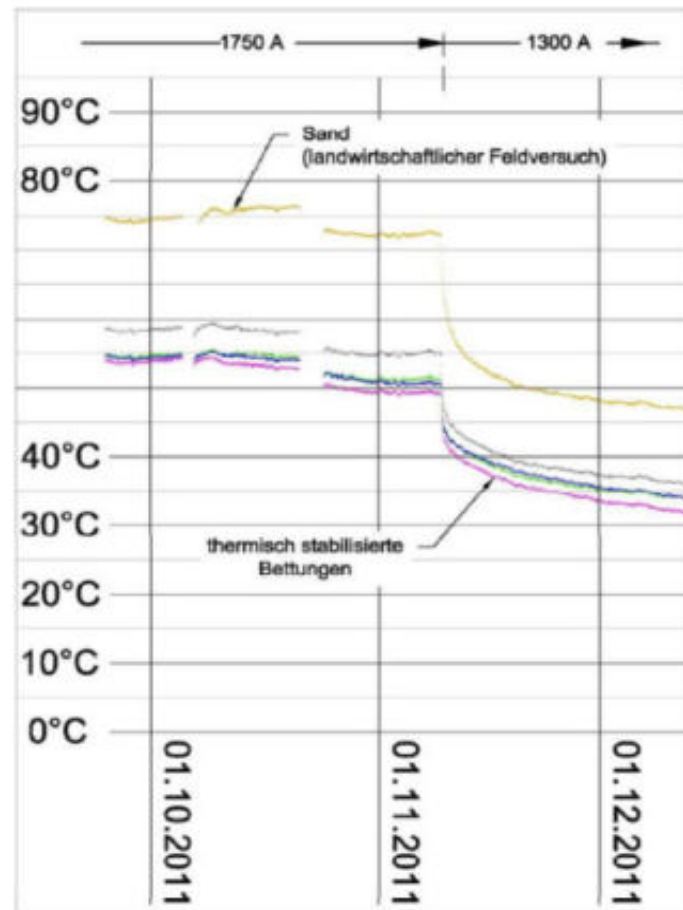
Experiences with RSS® Flüssigboden

Construction of high and ultra-high voltage lines

Temperature curve: transition of the cable limit load to dimensioning load

Sand as a conventional bedding material leads to high temperatures in the cable.

Thermally stabilizing liquid soil significantly reduces the temperature in the cable.



Experiences with RSS® Flüssigboden

Construction of solar heat storage reservoirs



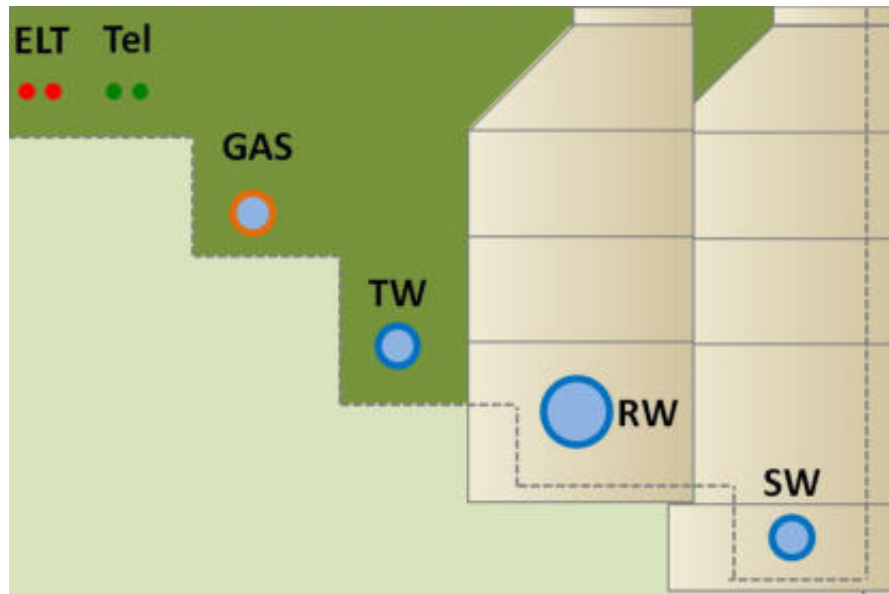
with a 0.8m thick, perimeter slurry wall made of heat-insulating RSS® Flüssigboden, with high watertightness and a core made of heat-storing and also water-tight RSS® Flüssigboden.

Source: Archive RSS® Flüssigboden building sites

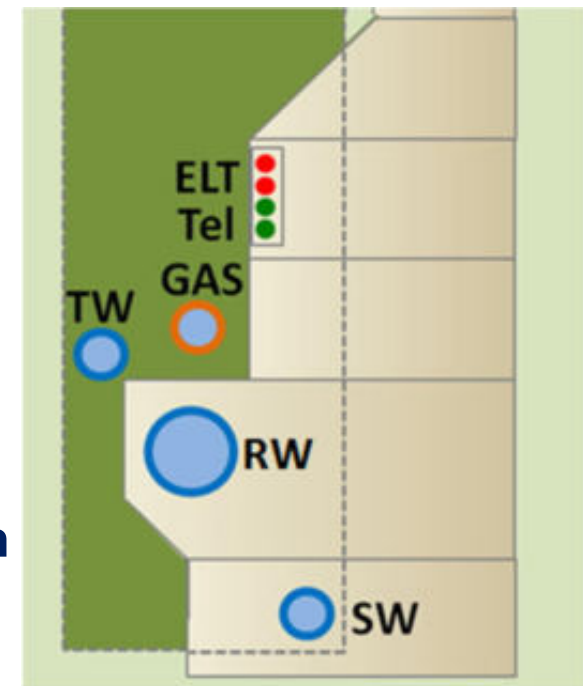

- **Insulation and storage**
- Construction of solar heat storage reservoirs with thermally insulating RSS® Flüssigboden in the outer ring and thermally stabilizing RSS® Flüssigboden as storage reservoir with simultaneous cooling of photovoltaic systems to increase the efficiency of the systems

Energy revolution and RSS® Flüssigboden

Combined conduits – flexible solution for urban planning



ELT = electricity
TW = drinking water
RW = rain water
SW = waste water



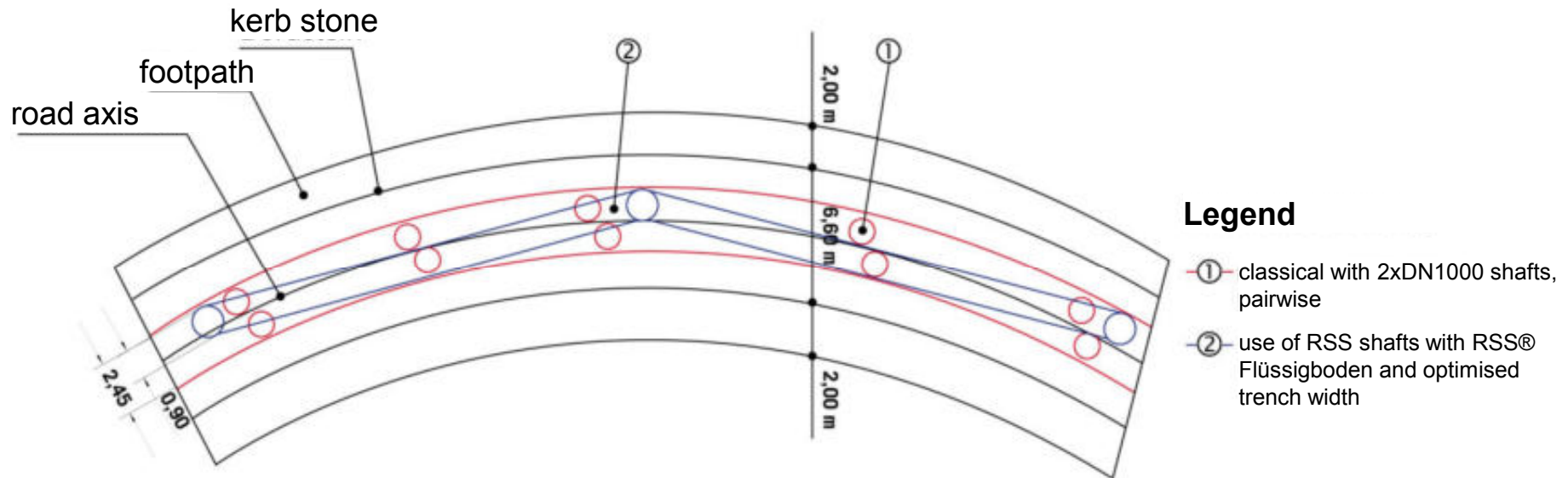
Increasing effort in the maintenance of the grids
required new solutions

Energy revolution and location competition
as additional factors in the search for flexible
infrastructure systems

Advantages for roads and their preservation

Main goal – Improvement of economic efficiency

A prerequisite for a high economic benefit is to minimise the number of shafts in roads while maintaining access to all media and a solution in order not to have to pick up the road surface layer





Experiences with combined conduits and RSS® Flüssigboden according to RAL-GZ 507

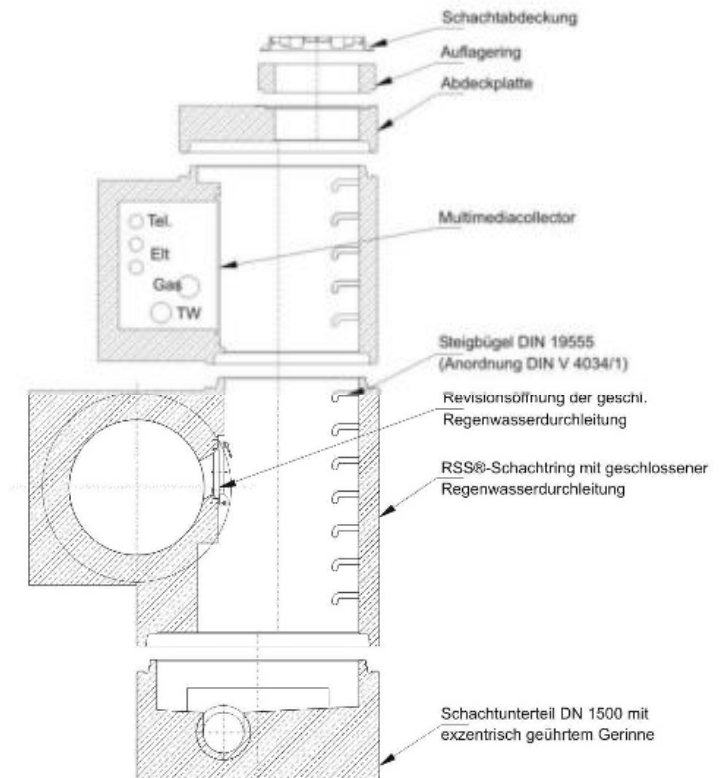
Source: Archive RSS® Flüssigboden building sites



Source: engineering office LOGIC, project Stuttgart, Katharinen hospital



Source: Fa. Bau GmbH, project, Lachen, Switzerland





Experiences with combined conduits and RSS® Flüssigboden according to RAL-GZ 507



For the construction of combined conduits with liquid soil:

- less construction space is required
- less construction time is required
- subsequent costs during operation and maintenance of the conduit are reduced
- subsequent costs for the maintenance of the road are reduced
- location advantages are created as flexible systems can be used and new urban planning solutions become possible
- new, more advantageous cost structures are created that can be used to reduce costs and contributions

This is shown by numerous projects for new construction and renovation!



Experiences with RSS® Flüssigboden

Need for expertise with planners and construction companies



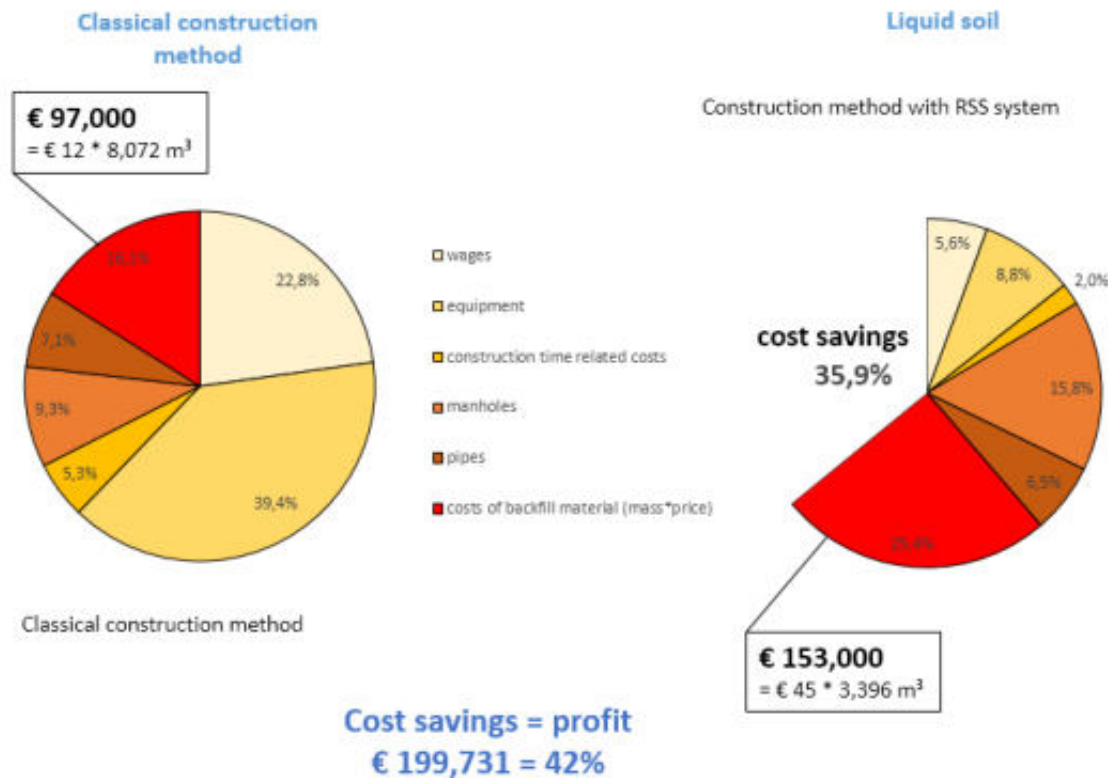
- With increasing expertise with planners and construction companies, technologically more sophisticated solutions can be applied that have been developed in recent years.
- This is important, because the liquid soil method is a fundamentally new procedure with completely new technological solutions and corresponding requirements in quality assurance

Source: IB Vogel Ingenieure, project Stuttgart, central castle garden

Why technical planning for liquid soil applications?

**New technologies result in changes of cost structures and
Thus become the basis of the benefit for builders and contractors**

Calculation of costs as part of the technical planning



New technological solutions result in new cost structures

1. This requires a technology-based cost calculation
2. The planner or the calculator must know the technological processes and the technical aids very well
3. There are already software tools helping to calculate the cost differences of different technical solutions

Technological concept as part of the technical planning

The technological concept allows for new cost structures and provides completely new solutions – eg construction in and under groundwater



The technological concept makes the processes and the necessary resources transparent and calculable

1. Representation of the construction technology and all steps of the construction process
2. Indication of required resources and possible processes
3. Specification of technological peculiarities of liquid soil technology
4. Optimization of processes
5. Basis of calculability of the benefits

Technical concept as part of the technical planning

The technical concept makes new technologies feasible and thus helps to optimize processes and make them safe



The technical concept develops the demands of the required technology

1. Compilation of the necessary technical aids and parameters
2. Indication of required resources and possible processes
3. Specification of the technological particularities of the liquid soil technology
4. Optimisation of processes
5. Basis of the calculability of the benefits of the liquid soil method and the optimal use of technological benefits

Logistic concept as part of the technical planning

The logistic concept optimises auxiliary processes of construction and thus helps to reduce the costs of new liquid soil applications



The logistic concept for safeguarding optimised main construction and auxiliary construction processes

1. Ensuring optimal processes for supply, production, transport, and placement on the construction site
2. Helps to reduce construction time
3. Minimisation of the effort in transport and auxiliary processes
4. A relevant part of the opportunity to reduce construction costs

Functional verifications as part of technical planning, eg static verification during construction on peat and in groundwater

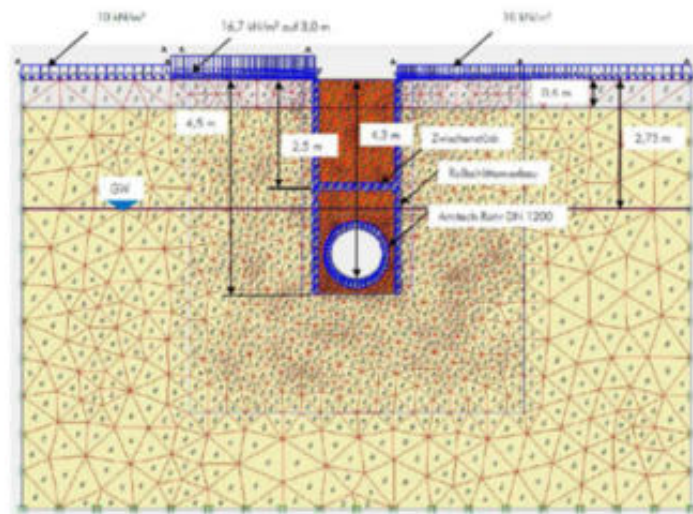
The technical planning provides all functional verifications for safe construction and a safe application of the solutions of the liquid soil method

Subsoil information and models as basis for correct and reliably functioning mix design development in several steps:

- Modelling of the subsoil
- Application of a liquid soil with assumed target values in the model
- Exposure to load under operating conditions
- Observation of the behaviour of the tube-liquid soil system
- Correction of the liquid soil values if necessary
- Derivation of the target parameters of the required liquid soil
- Mix design development
- Checking the mix design on the basis of test specimens for compliance with target values
- Release of the mix design in case of success

PROJEKT: BV SÜDALZWEG ETTINGER STRASSE, KARLSRUHE (KASIO)
ERGÄNZEND: NUMERISCHE SIMULATION EINBAU FLÜSSIGBODEN MIT FE-PAKET PLARIS
Skala: 4/20
11. Dez. 11
Daten: 1.1702_Berechnungen, BV_Ettg, RALB-Logo

3. BERECHNUNGSQUERSCHNITT FLÜSSIGBODEN KARLSRUHE



Functional verification as part of technical planning, eg hydrogeological modelling of the groundwater situation

The technical planning provides all necessary functional verifications for safe construction and safe use of the solutions of the liquid soil method.

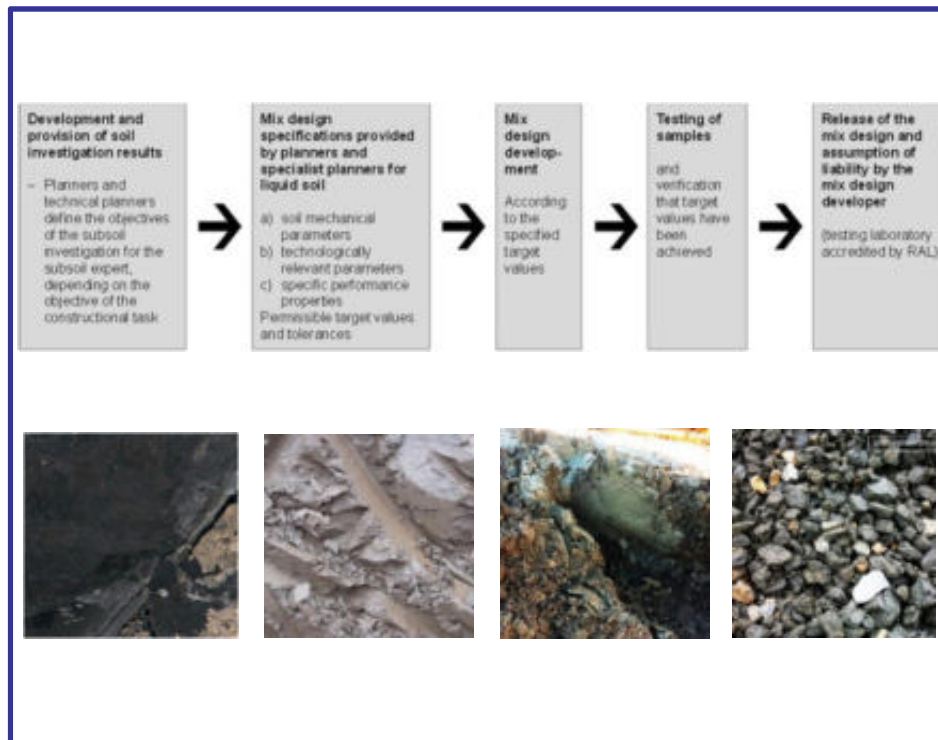
Soil information and models as a basis for a decision for or against groundwater lowering:

- Modelling of the hydrogeological situation of the subsoil
- Representation of the installation situation with 2 scenarios (dewatering and liquid soil)
- Determination of risks of conventional dewatering (suffosion, settlement.....)
- Determination of consequences of the use of liquid soil under groundwater influence
- Cost and risk assessment of the two alternatives (dewatering or liquid soil technology)
- Calculation of technical solutions for the avoidance of backwater effects

Pumpkosten				
Bedingung	Zeitraum	Pumprate, l/min	Zeit, Tage	Abgepumptes Wasservolumen, m ³
Best case	bis zur gewünschten Tiefe des Absenkrichters	135.864	2	391.29
Best case	während der Bauarbeiten	32.02	-	71.91 m ³ pro Tag
Worst case	bis zur gewünschten Tiefe des Absenkrichters	253.744	5	1841.36
Worst case	während der Bauarbeiten	172.8	-	248.83 m ³ pro Tag
Gefahren für Gebäude				
Bedingung	Absenkung unter den Gebäuden, m	Hubkraftverlust, in Tonnen	Dauer der Gefährdung, Tage	
Best case	0.0002 - 2.17	13.83 - 187.26	2 + bis zum Ende der Bauarbeiten	
Worst case	0.28 - 2.39	226.81 - 568.93	5 + bis zum Ende der Bauarbeiten	

Development of the required mix design or mix design matrix for safe construction and performance of the liquid soil

The required mix design or mix design matrix makes working with soils of all types and even changing soil types controllable

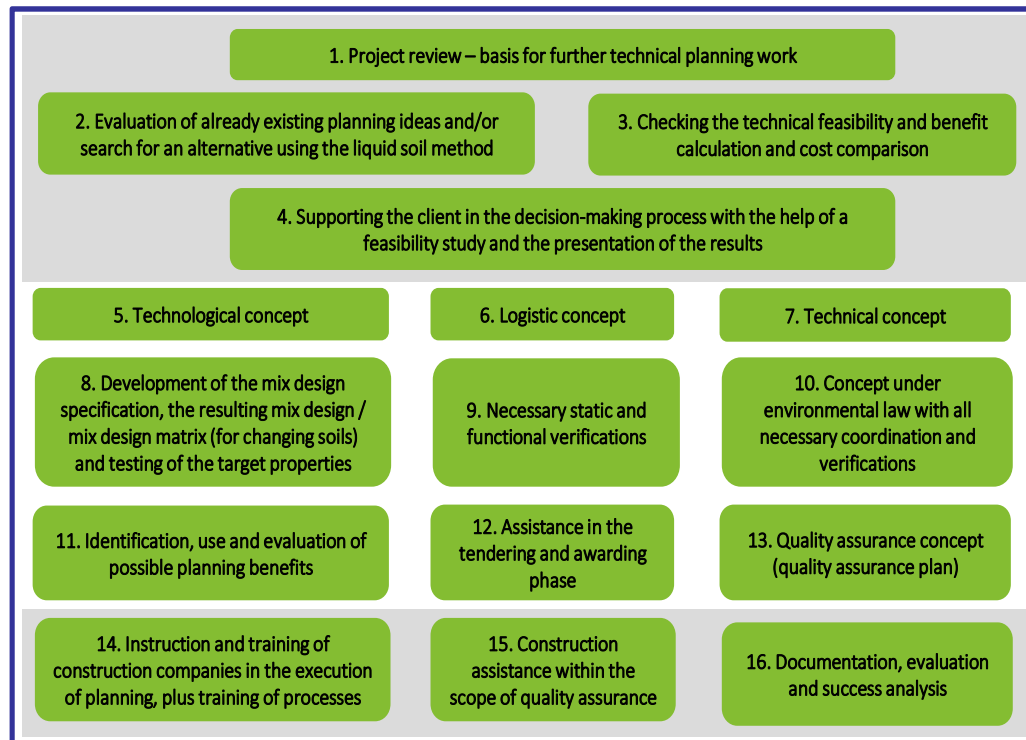


The mix design/mix design matrix ensures the functionality of the liquid soil within 3 groups of properties

1. Soil-mechanical properties to prevent damage to roads, grids and underground structures
2. Technologically relevant properties to support and optimise construction processes and reduce costs
3. Special usage properties that the original soil does not have, but that are required for later use

Technical planning of liquid soil applications

Examples of planning services for liquid soil applications

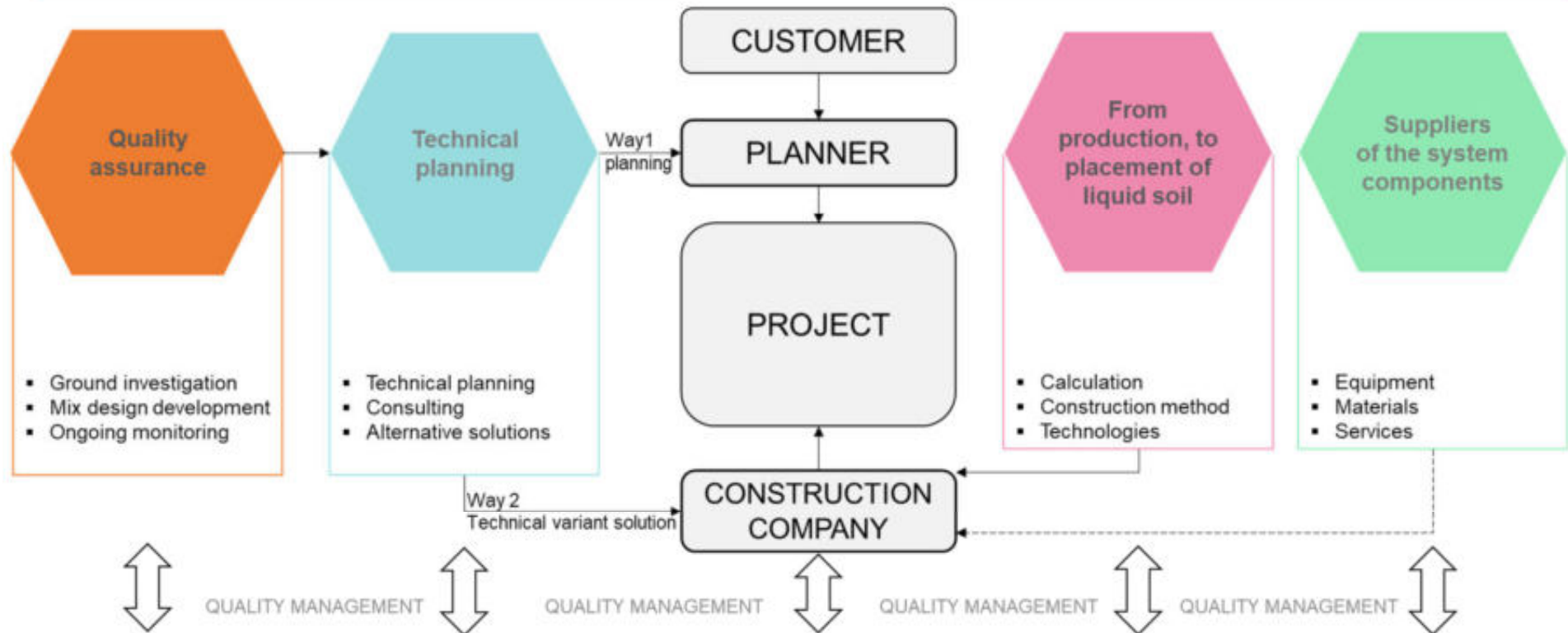


Technical planning of liquid soil:

Services which are designed to make the variety of possible applications of the liquid soil method technically safe and economically advantageous, and also deal with all related questions – from quality assurance to cost calculation, verification, environmental law, soil mechanics, hydrology, material suitability, technology, technical equipment, etc. – and serve as input for the project planner.

RSS® Flüssigboden and business processes

Business processes in underground engineering affected by the liquid soil innovation



- RAL GZ-507: is a quality mark and quality standard, similar to a German DIN standard, but with stricter requirements. Testing institutes accredited by RAL supervise and verify the application of the liquid soil method according to RAL-GZ 507, and enforce required standards.
- The required training for users in terms of quality assurance is offered by the RAL Gütegemeinschaft Flüssigboden e. V. (RAL Quality Association for Liquid Soil), in collaboration with the developers of the method and practitioners.
- The research institute for liquid soil FiFB offers educational programmes for the many newly developed technologies and solutions for users.
- Also see www.fi-fb.de; www.logic-engineering.de

Quality assurance of RSS® Flüssigboden according to RAL-GZ 507

Basis of safe use of the benefits

Objective 1: Prevention of construction and consequential damages





Quality assurance of RSS® Flüssigboden according to RAL-GZ 507

Basis of safe use of the benefits

Objective 2: Secure use of the possibilities of the liquid soil method, eg for the many possible applications that it offers.



Protection against root penetration



Immobilisation



Technological suitability eg for backfilling with a concrete pump



Placement in winter



Quality assurance – Why and how was the RAL Quality Association for Liquid Soil founded?



- Initiated not by producers, but by customers and as their representatives planners and consultants.
- The following cities played a pioneering role here:





Why is there a need for a transparent quality assurance **in the hands of the builders?**



Shrinkage of hydraulically setting materials



The central task of the work according to RAL-GZ 507 is the prevention of structural damage and defects:

- formulation of clear technical requirements based on soil-mechanical and physical scientific findings
- **elaboration of these requirements in a public procedure with the participation of all professional circles and the public in the form of Quality and Testing Specifications (QTS)**

⇒ These QTS form the basis of objective, transparent and reliably testable criteria as the basis for grids, roads, flood protection measures and other applications with a long lifetime

RAL Quality and Testing Specifications for Liquid Soil according to RAL-GZ 507 and their implementation, beginning with the planning and ground investigation according to EC 7 or DIN 18300 (homogeneous areas)



**Gütesicherung
RAL-GZ 507**

Ausgabe Januar 2014



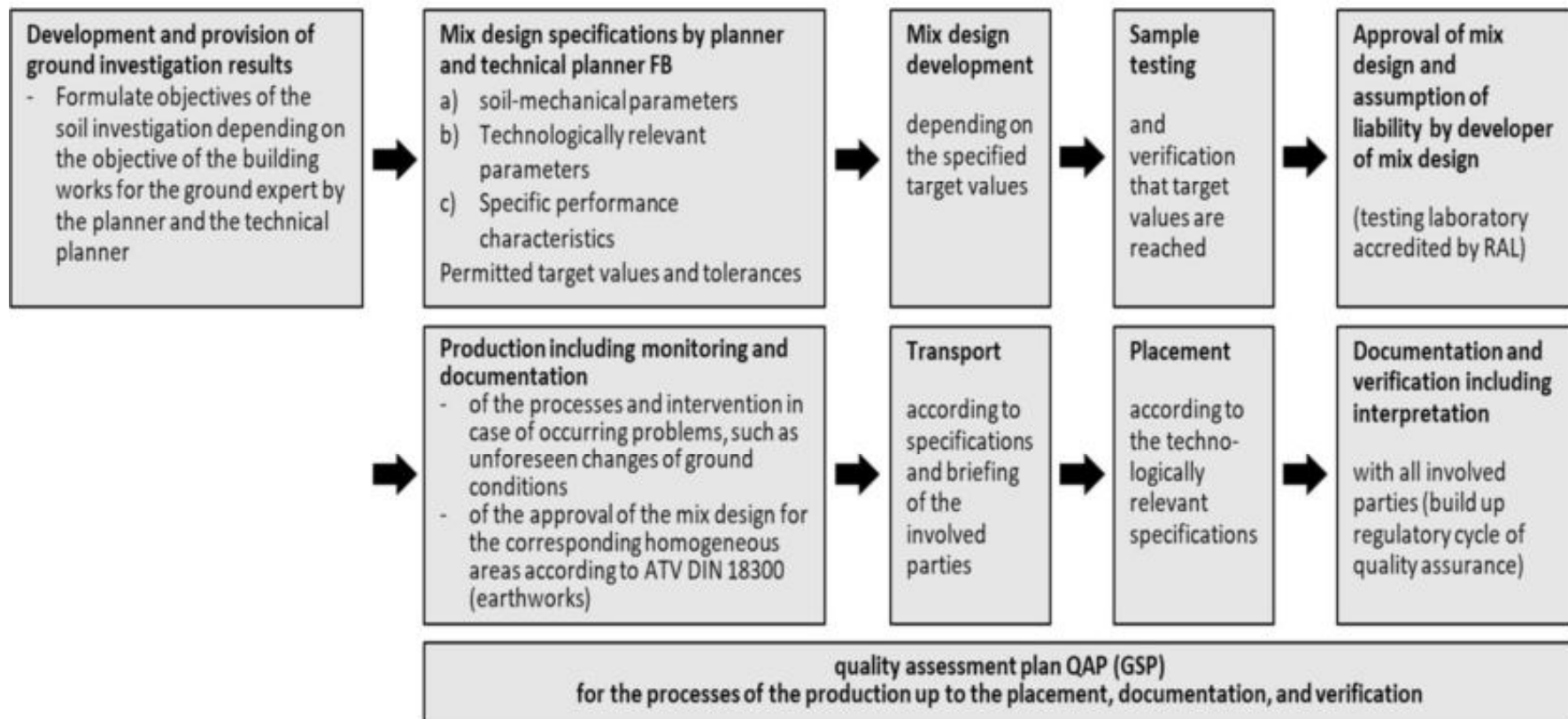
DEUTSCHES INSTITUT FÜR GÜTESICHERUNG UND KENNZEICHNUNG E.V.

- Geostatische Kategorie bei Anwendung von Fließgleichungen

Quality assurance for liquid soil – part of the technical planning and execution

Process of quality assurance of liquid soil according to RAL-GZ 507

Quality assurance according to RAL GZ 507 when the excavated soil of the corresponding building site is applied





Quality assurance for RSS® Flüssigboden according to RAL-GZ 507



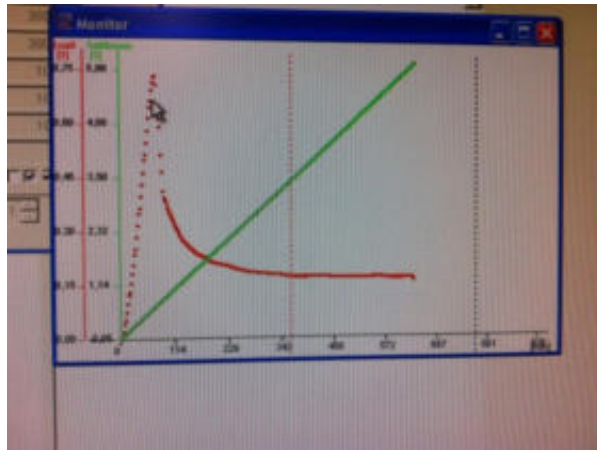
Verification of the **soil typical properties** in contrast to the properties of hydraulically setting materials by:

- Testing the material behaviour under changed placement conditions, such as load, humidity, temperature, etc.
- Example of the measurement of volume constancy or shrinkage

Source: FiFB, Research Institute for Liquid Soil, RAL trainings



Quality assurance for RSS® Flüssigboden according to RAL-GZ 507



Verification of Usability

- Verification that no shrinkage will occur by testing the friction force development over time, and thus it is secured that the complete surfaces are involved in the heat transfer between the conductor and the liquid soil TS.
- Verification of a high, transferable heat flux (see Fourier's law), since this, in analogy to the thermal conductivity and to the existing temperature differences, is proportional to the transmitting surface of the conductor. However, this surface is only completely available if there is no annular gap between the bedding material and the conductor.



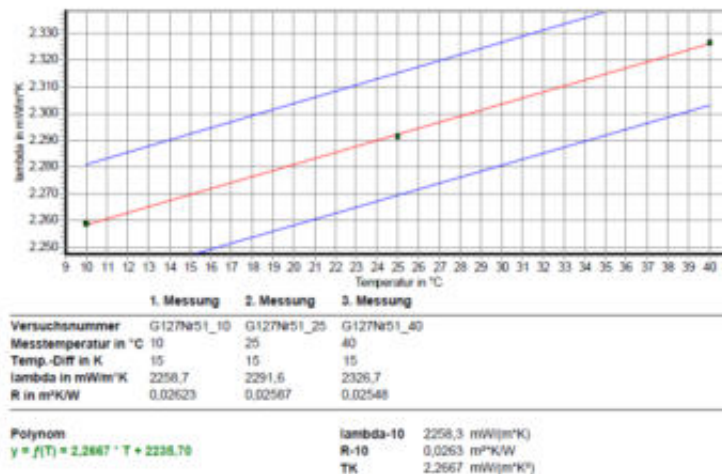
Source: FiFB, Forschungsinstitut für Flüssigboden, Research Institute for Liquid Soil



Quality assurance for RSS® Flüssigboden according to RAL-GZ 507

Verification of Usability

- Improved thermal conductivity of the bedding material by thermally stabilizing effect of a special liquid soil, and measurement of the lambda value with increasing temperature
- Verification of the adjustability of this parameter for liquid soil TS by means of mix design variations, since lambda also enters proportionally into the calculation of the maximum heat transfer capacity according to Fourier



Source: FiFB, Forschungsinstitut für Flüssigboden, Research Institute for Liquid Soil



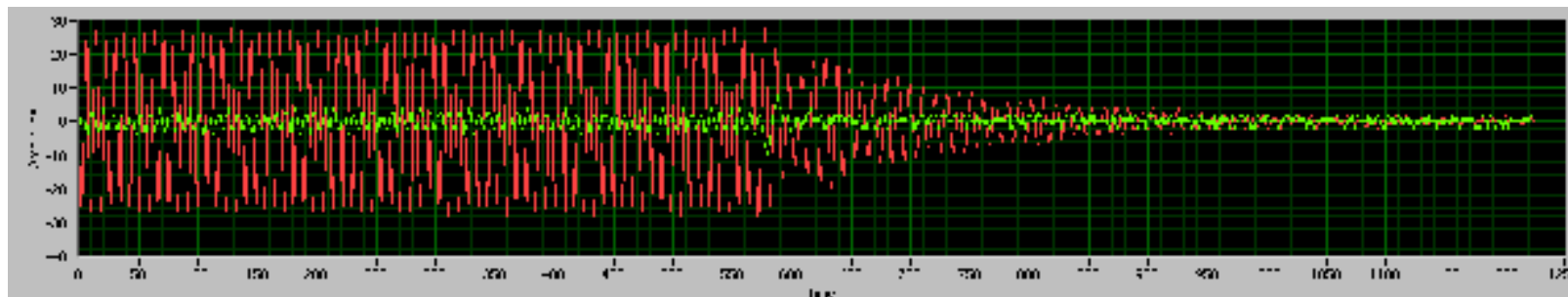
Quality assurance for RSS® Flüssigboden according to RAL-GZ 507

Verification of Usability

Verification of project and application specific performance properties, eg the damping and absorption behaviour of the respective liquid soil



Soil sample [B]




Source: FiFB, Forschungsinstitut für Flüssigboden, Research Institute for Liquid Soil



Quality assurance for RSS® Flüssigboden according to RAL-GZ 507

Measurement and verification of **technologically important properties** in the case of a buoyancy measurement as a verification installed pipes without externally stress and thus with a long lifetime, and for the determination of time sequences

Source: Archive RSS® Flüssigboden building sites



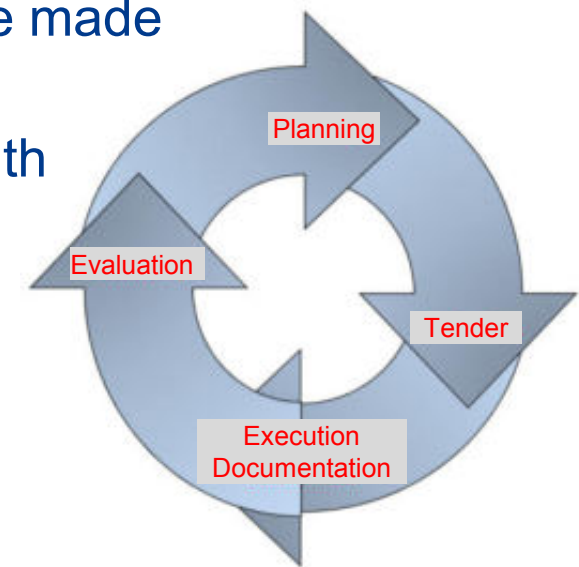
Quality assurance for RSS® Flüssigboden according to RAL-GZ 507

Summary quality assurance

Quality assurance should be a fixed regulatory cycle from planning to execution. That means:

- Planning, implementation, documentation, consulting and monitoring as part of quality assurance should be made use of for the application of liquid soil, and
- a the results should be evaluated conclusively with all involved parties for the purpose of utilizing the experience of the construction sites

Creation of a regulatory cycle of quality assurance



V: Planners and technical planners

Summary

1. Environmental benefits

- removal of excavated materials from the construction site is not necessary
- utilisation of the in-situ excavated soils
- short transport distances
- no additional filling material
- reduction of CO₂ emissions
- contribution to the prevention of climate and environmental problems
- use of mineral additives only



Summary

2. Material behaviour

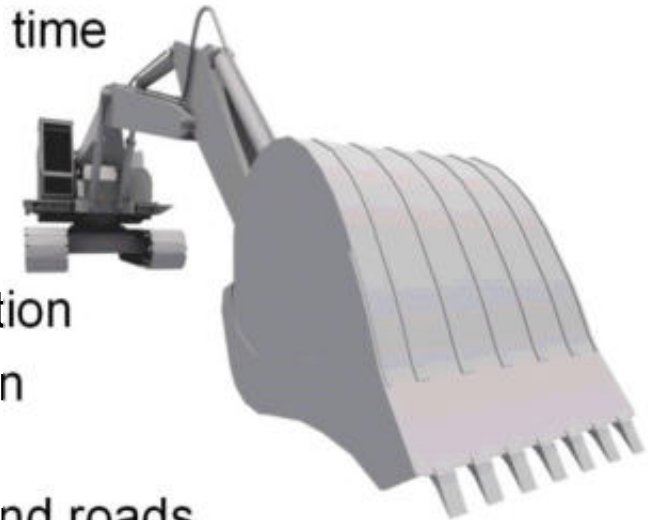
- optimum bedding
- no compaction required
- no settlements
- simple placement, pumpable if desired
- controlled solidification
- no damages to the installed components (like pipes and cables)
- improved corrosion protection
- no exposure to vibration, noise and dust
- properties similar or equal to natural soil
- single properties can be modified in a targeted way




Summary

3. Costs in planning, execution and quality assurance according to RAL-GZ 507

- reduction of excavation volumes, construction time and space requirements with new solutions
- high quality possible
- completely new technologies can be applied
- new cost structures in construction and operation
- often already profitable for smaller construction projects, if well planned and prepared
- significantly longer lifetimes of cables, pipes and roads are possible, depreciation!
- new urban planning possibilities through "compacted" construction
- neighbouring residents are disturbed as little as possible
- compliance with all legal environmental requirements
- technical planning services make sense and help to reduce construction and follow-up costs



Thank you very much for your attention!



Olaf Stolzenburg
Institute's director of the
Forschungsinstitut für Flüssigboden GmbH (FiFB)
(Research Institute or Liquid Soil) and
Technical planner for liquid soil and complex
subterranean systems
www.fi-fb.de
o.stolzenburg@fi-fb.de